

2023 Rules of Golf Seminar



NEW JERSEY STATE GOLF ASSOCIATION

in association with

USGA
3/30/2023


2023 RULES TRAINING-All Source material used from USGA Rules

Click on full screen mode for best view

The screenshot displays a Zoom meeting interface. The main video area shows a presentation slide titled "2023 Rules of Golf Seminar" with the New Jersey State Golf Association (NJSGA) logo and USGA logo. The slide also mentions "2023 RULES TRAINING-All Source material used from USGA Rules". A red arrow points from the "Chat" icon in the bottom toolbar to the chat window on the right. The chat window shows a message input field and a "Send" button. The bottom toolbar includes icons for Unmute, Start Video, Participants, Share Screen, Chat, and More, along with a "Leave" button.

You are viewing NJSGA's screen View Options ▾

2023 Rules of Golf Seminar

 NEW JERSEY STATE GOLF ASSOCIATION

in association with
USGA

2023 RULES TRAINING-All Source material used from USGA Rules

Meeting Chat

Who can see your messages?
to: **Everyone**

Type message here ...

Unmute Start Video Participants Share Screen Chat More Leave

Click on Chat icon to send a message

Type your question or comment



in association with
USGA®

2023 Rules of Golf

Section 1: How to access the electronic version (App) of the rules:

- USGA is eliminating/restricting written copies
- Electronic version will have clarifications regularly/automatically updated and
- App has useful features such as illustrations and teaching videos

Section 2: Key Changes for 2023

- What are the key changes to the rules for 2023
- Other 2023 rules changes

Section 3: Covering the Rules of Golf:


- What rules are most frequently misunderstood?
- What procedures we know are often the most confusing?
- What rules/procedures does a player need to know?
- Rule 25 (new) cover players with disabilities



in association with
USGA®

2023 Rules of Golf

Downloading the electronic version of the Rules of Golf



The Player's Edition of the Rules of Golf

Primary resource for players

- A shorter, more user-friendly version of the Rules of Golf, written for you, the player
- Includes explanatory images and diagrams
- Available digitally and as pocket-size print publication

The Rules of Golf

Primary resource for officials

- Full version covering all the playing Rules
- Includes explanatory images and diagrams
- Available digitally and as large-size print publication

The Official Guide to the Rules of Golf

Supplementary resource for officials

- Replaces Decisions book and provides long-form guidance to assist with officiating and administration
- Includes the Rules of Golf, Interpretations, Committee Procedures, and Modified Rules of Golf for Players with Disabilities
- Available digitally and as large-size print publication

**Clarifications imbedded
In 2023 Rule Book**

**Any new clarifications
added after publishing**

Committee Procedures

Equipment Rules

Rules of Handicapping

**Explore the rules:
Topics
Videos**



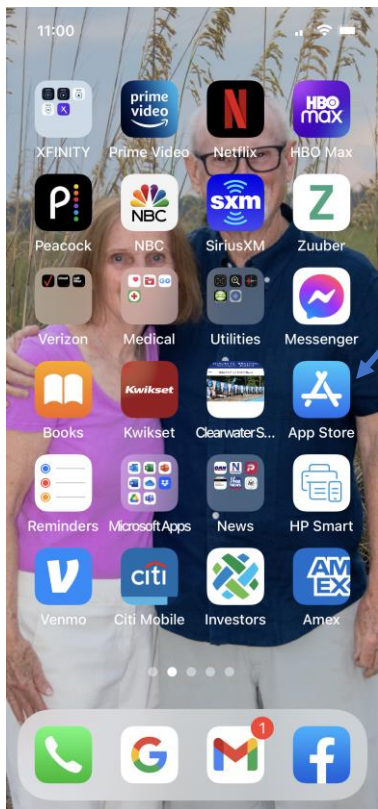
© 2018 R&A Rules Limited and the United States Golf Association. All rights reserved



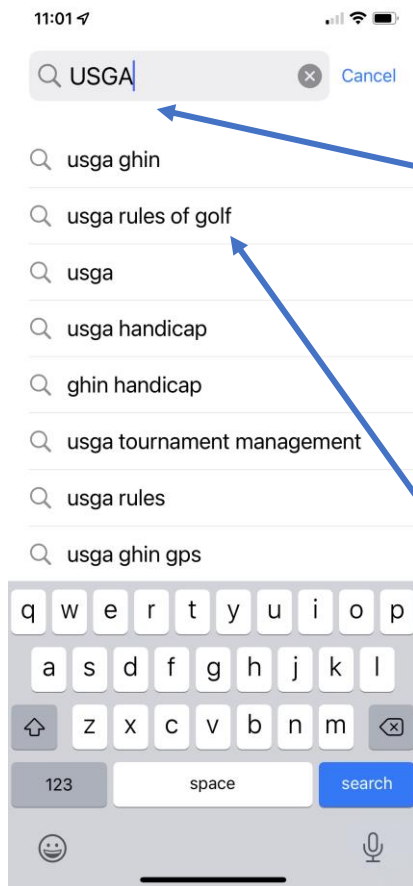
in association with
USGA®

2023 Rules of Golf

How to download the app

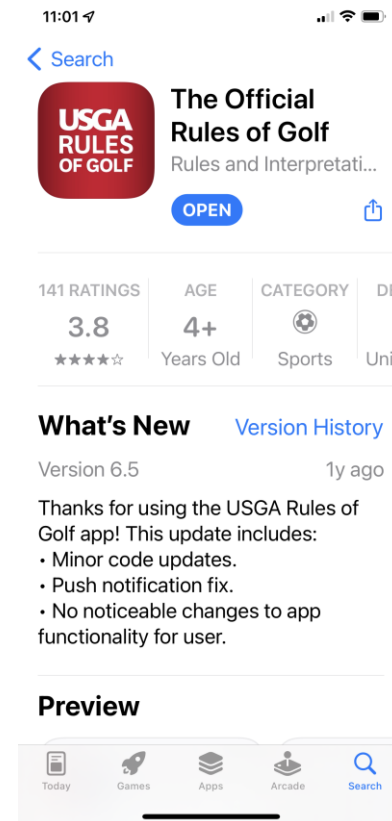


1) Open
Apps
Icon



2) Type in USGA in
search bar

3) Tap on USGA
Rules of Golf



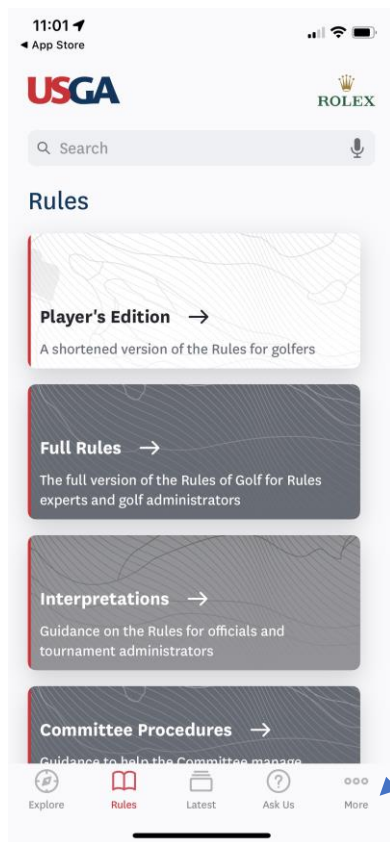
4)
Download
app- may
see icon of
cloud with
an arrow



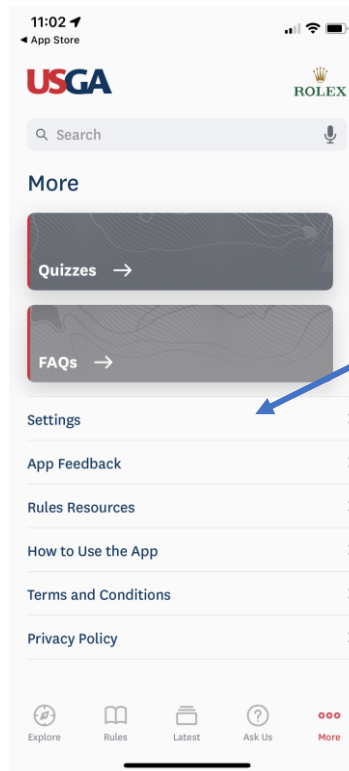
in association with
USGA®

2023 Rules of Golf

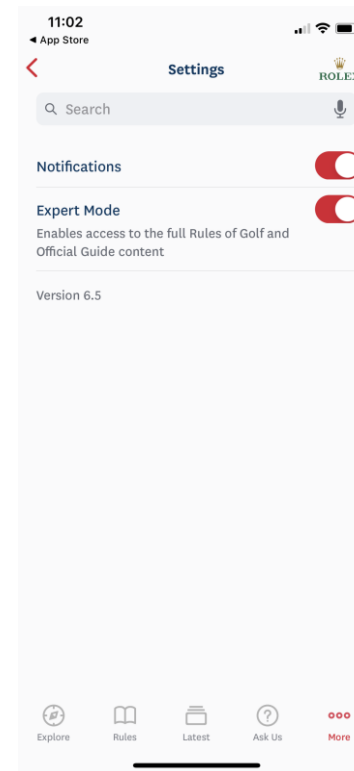
How to download the app



5) When open app look to bottom and hit "more"



6) Click settings



7) Turn on Expert Mode

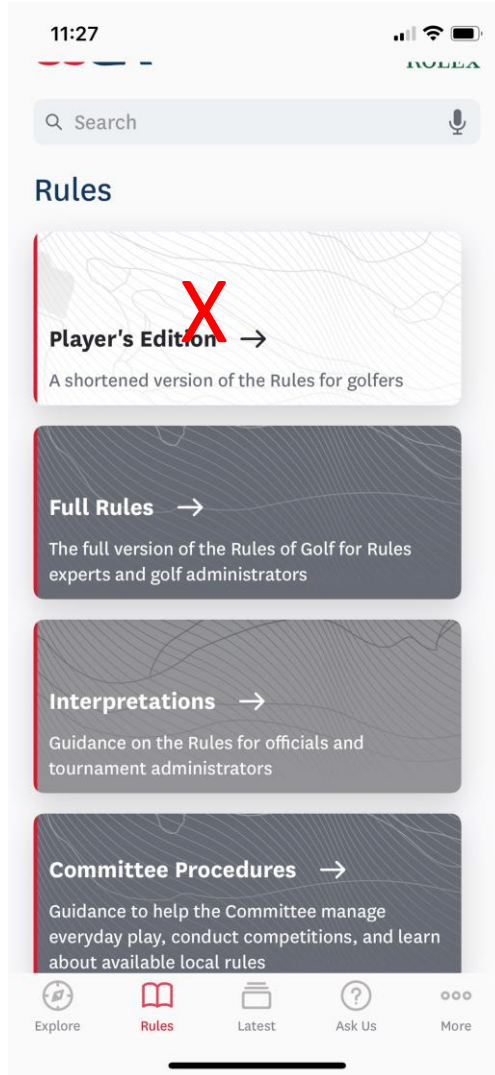


in association with

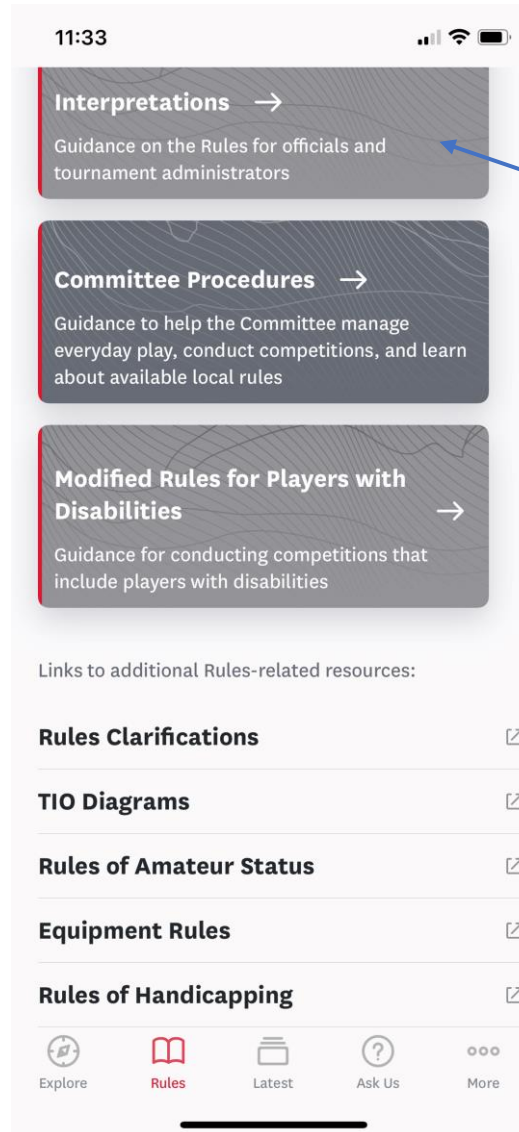


2023 Rules of Golf

Downloading the electronic version of the Rules of Golf



As you scroll down you will see all these options



Clarifications (old Interpretations)

New Rules clarifications

Committee Procedures

Equipment Rules

Rules of Handicapping

Explore:
Topics
Videos



in association with
USGA®

2023 Rules of Golf

Section 2:

- What are the key changes to the rules for 2023?
- Other notable 2023 Rules changes.



in association with
USGA®

2023 Rules of Golf

2023 RULES OF GOLF: 5 KEY CHANGES

The R&A and the USGA have released the most recent edition of the Rules of Golf, effective January 2023.

Model Local Rule can limit this

HERE ARE 5 KEY CHANGES

New Rule — Modifications for Players with Disabilities

These modifications are now part of the Rules and are in effect for all competitions and all players who fall under the categories covered in new Rule 25.



Ball Moved by Natural Forces

When your ball is at rest after taking relief and then rolls into another area of the course due to natural causes, there is no penalty, and you must replace it.



Replacing Damaged Clubs

If your club is damaged during a round (except in cases of abuse) you may replace it, repair it or continue to use it.



Simplified Back-on- the-Line Relief

When using this relief option, you are required to drop your ball on the line, and it may roll up to one club-length in any direction.



Handicap on Scorecard (Stroke Play Only)

You are not required to put your handicap on your scorecard and there is no penalty if you return your scorecard in a competition with an incorrect handicap, as this is now the Committee's responsibility.

This change is consistent with other penalty reductions, such as reducing the penalty for playing an incorrectly substituted ball from the general penalty to one stroke.



For more information on the Rules of Golf, please visit usga.org or randa.org.

R&A

USGA

©2023 R&A Rules Limited and the United States Golf Association. All rights reserved.

Committee responsibility,
Not the player's

Revised exceptions

To when a ball is moved (to protect the player)

New Relief Procedure

3/30/2023

2023 RULES TRAINING-All Source material used from USGA Rules



2023 Rules of Golf

Other notable changes in effect starting 2023:

- **Can not set anything down, anywhere, to get help in showing line of play!**
- **Ball must be lifted to clean it.**
- **Relaxed relief area standard for embedded ball (lip of bunker example).**
- Penalty for ball substitution breach- reduced to 1 penalty stroke.
- Model Local Rule to eliminate DQ penalty if you forget to sign your scorecard, to a 2-stroke penalty.
- Accidental ball deflections on Putting Green reworded for situations when a stroke is to be cancelled and replayed.
- DQ penalty eliminated if player does not replay cancelled stroke as required.
- Reduce penalties where player breached same or multiple rules.
- Self standing putter allowed until 2025, then illegal after that.
- Still a 3-minute search time but have reasonable amount of time to get to ball and another 1 minute to identify it.



in association with



2023 Rules of Golf

2023 Rules Concepts haven't changed

Maintains key principles of:

- play the ball as it lies and**
- play the course as you find it**
- and**

“Just gotta shrug it off and get on with it. The game was never meant to be fair. That’s the mental challenge.” - Lee Westwood

Bad lie in the fairway



Good lie in the rough



in association with
USGA®

2023 Rules of Golf

**2023 Rules Concepts
haven't changed**

Rules were written assuming
players will act with Integrity
and in the spirit of the game.

GOLF'S NEW RULES: PLAYER CONDUCT AND INTEGRITY

Golfers have always held themselves to high standards of conduct on the golf course. See below for some of the adjustments to Rules relating to player conduct and integrity, which will take effect on January 1, 2019.



The new Rules directly address the high standards of conduct expected from players.



A Committee will have the authority to adopt its own code of conduct and to set penalties for breaches of that code.



You will be able to mark and lift a ball to identify it, check for damage or see if it is embedded without first announcing your intention to another player.



So long as you do all that can be reasonably expected under the circumstances to make an accurate estimation or measurement, your reasonable judgment will be accepted even if later shown to be wrong by other means (such as video technology).

For more information on golf's new Rules, please visit usga.org or randa.org.

The new Rules will go into effect on January 1, 2019.

R&A USGA

© 2018 R&A Rules Committee and the United States Golf Association. All rights reserved.

Where there is a question relating to the Rules where it is one player's word against another's and the weight of evidence does not favor either player, **the benefit of the doubt should be given to the player who made the stroke or whose score is involved.**



in association with



2023 Rules of Golf

Another concept that continued with the 2023 Rules

Reasonable Judgement Standard:

- The Rules allow for a reasonable judgement standard when you estimate or measure a spot, point, line or an area or other location.
- You did all that could be reasonably expected- no penalty even if later proven wrong (such as video technology.)
- **Examples** where reasonable judgement standard applies:
 - Defining spot where ball entered a penalty area when viewed from far away.
 - Declaring ball unplayable and using back-on-the-line when view to hole obscured.
 - Where your ball was at rest before being moved by an outside influence and spot is estimated.
 - Determining the Area of the course, or course condition, where your ball lies.



Section 3: Covering the Rules of Golf

- What rules are most frequently misunderstood.
- What procedures we know, from experience, are often the most confusing.
- What rules/procedures does a player need to know?
- Rule 25 (new) cover players with certain disabilities (Blind, Amputee, Need Assistive Mobility devices, Intellectual Disability)- won't cover in detail but will reference certain procedures that can change.



2023 Rules of Golf

What rules are most frequently misunderstood

- Accidental deflections
- Known or Virtually Certain (KVC)
 - what happened to my ball?
- My ball moved, now what?
- When do I need to mark before lifting?
- Embedded ball
- Bunker Rules
- What can I fix on Putting Green?
- When can I clean the ball?

What procedures are confusing

- Red vs Yellow Penalty Areas
 - Red= 3 letters equals 3 relief options
 - Yellow= caution as you are limited to only 2 relief options
- Back-on-the-line relief (new procedure)
- Lateral Relief, or sideways rather than back-on-the-line
- Nearest Point of Complete Relief



2023 Rules of Golf

A ball may lie in only one area of the course. If it touches two specific areas (2-4), the default order for determining where it lies is penalty area, bunker, putting green.

Proper vs Common Terminology:

Teeing Area/Tee Box/Tee/White Tees

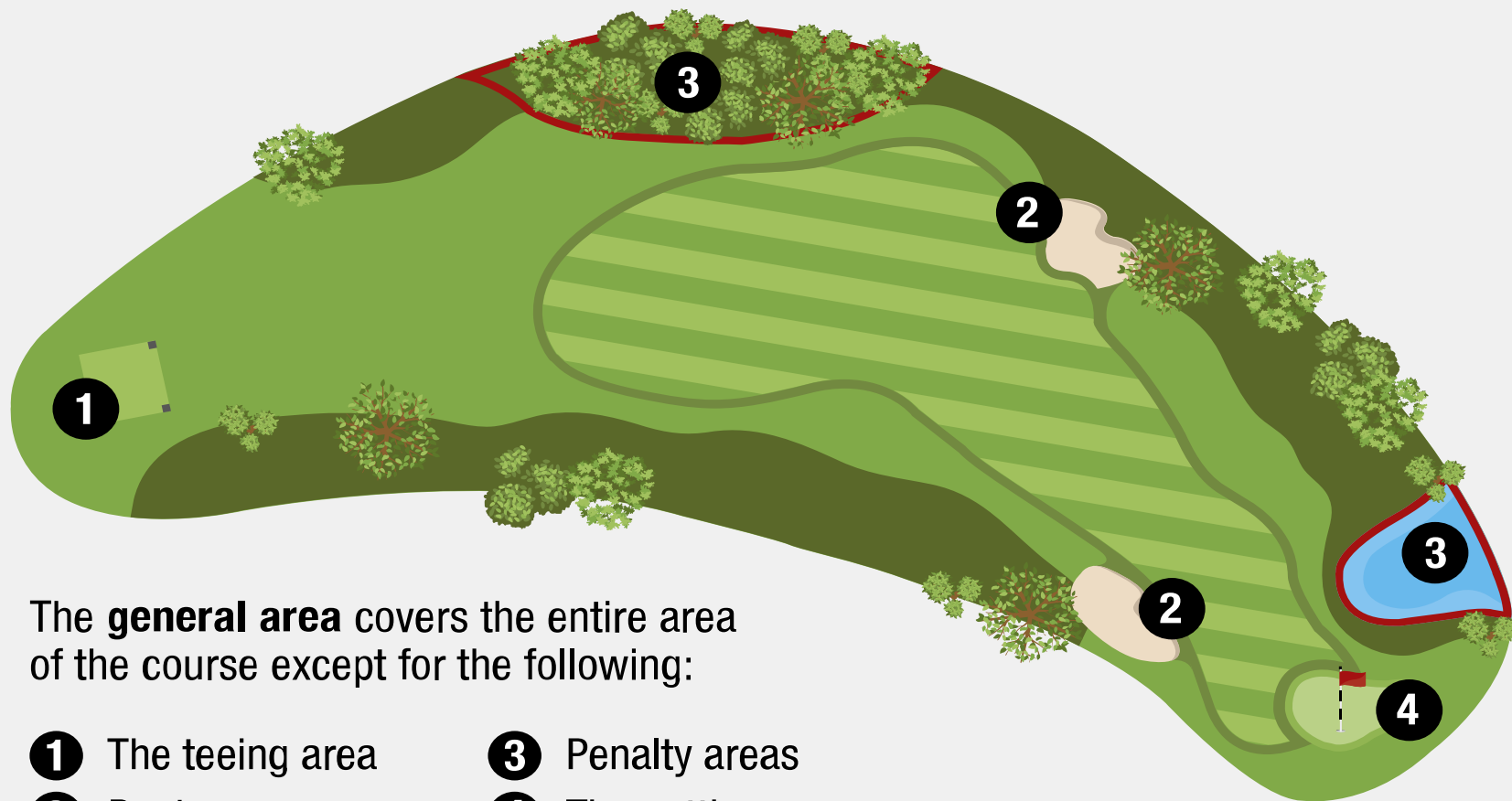
Bunker/Sand Trap/Sand/Trap

Penalty Area/Water Hazard/Hazard

Putting Green/Green

General Area/Through the green

DIAGRAM 2.2: DEFINED AREAS OF THE COURSE



The **general area** covers the entire area of the course except for the following:

- | | |
|-------------------|---------------------|
| ❶ The teeing area | ❸ Penalty areas |
| ❷ Bunkers | ❹ The putting green |

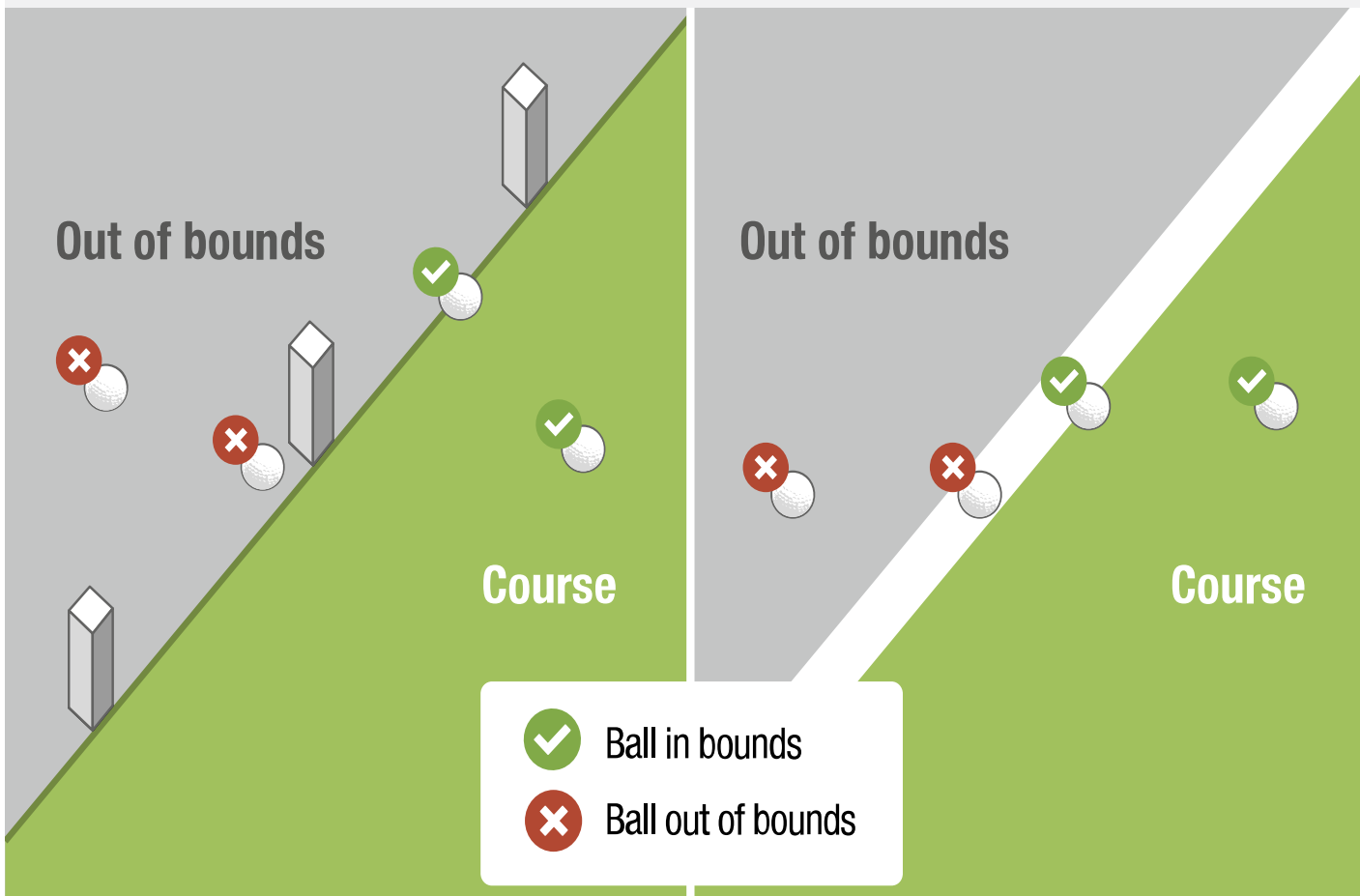


2023 Rules of Golf

The Rules of Golf include many illustrations to help the player-
When is a ball out of bounds

DIAGRAM 18.2a: WHEN BALL IS OUT OF BOUNDS

A ball is out of bounds only when all of it is outside the boundary edge of the course.
The diagrams provide examples of when a ball is in bounds and out of bounds.





in association with
USGA

2023 Rules of Golf

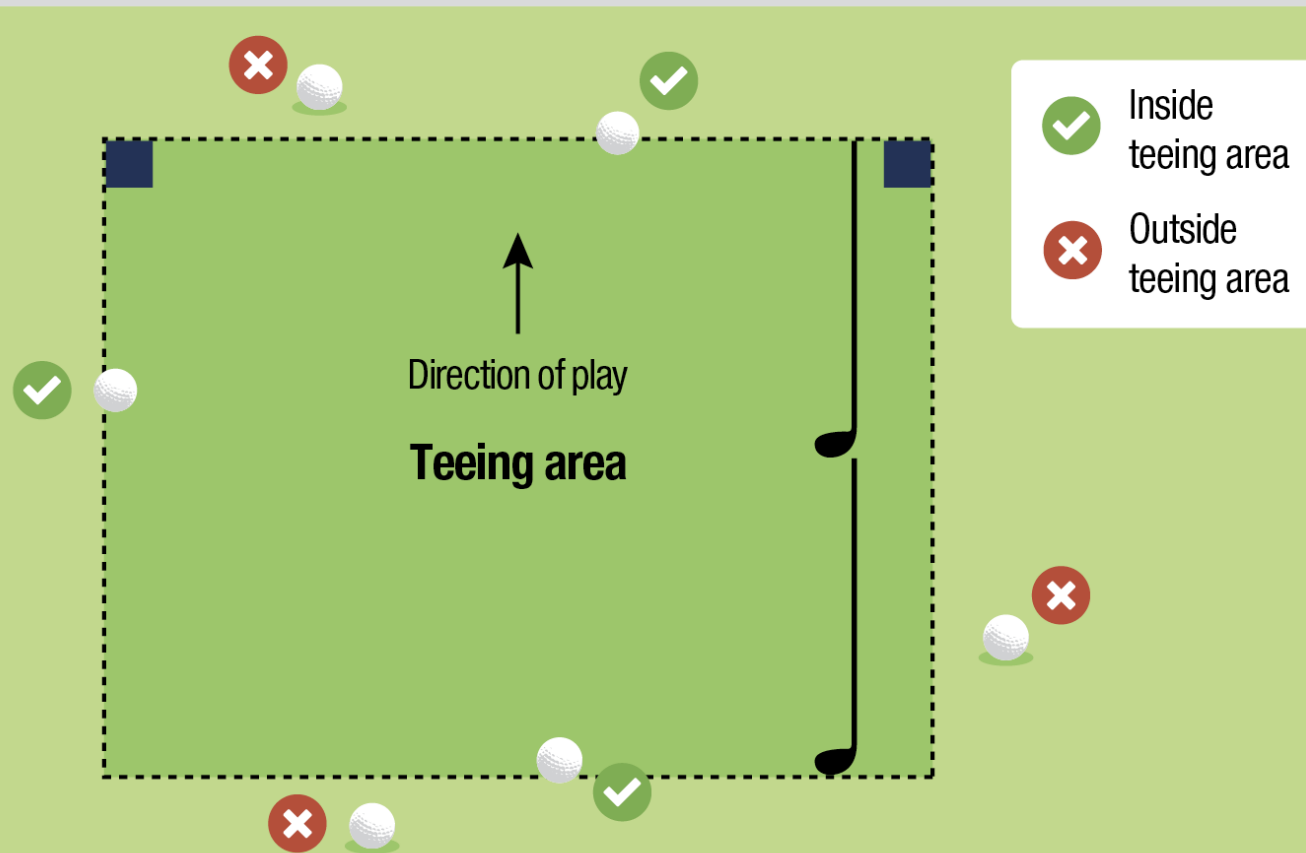
A player has **started a hole** when they make a stroke to begin the hole.

- The hole has started even if the stroke was made from outside the teeing area (see Rule 6.1b) or the stroke was cancelled under a Rule.

A ball **first becomes in play** on a hole:

- When the player makes a stroke at it from inside the teeing area, or
- In match play, when the player makes a stroke at it from outside the teeing area and the opponent does not cancel the stroke under Rule 6.1b.

DIAGRAM 6.2b: WHEN BALL IS IN TEEING AREA



The dotted line defines the outside edges of the teeing area (see definition of teeing area). A ball is in the teeing area when any part of the ball touches or is above part of the teeing area.



in association with



2023 Rules of Golf

Fairly Searching for Ball, Lost Ball Accidental Movement of ball while searching Provisional Ball



Search/Identify Concepts

- Every player is allowed time to find and identify their ball.
- If ball is lost, stroke and distance penalty will apply.
- A ball is lost when it has not been found in **three minutes** after the player or their caddie (or the player's partner or partner's caddie) begins to search for it.
- **A ball does not become lost as a result of the player declaring it to be lost.**
- Time of search starts when player or caddie begin to search and **must be continuous** (with limited exceptions.)
- There is no penalty for accidentally moving a ball while “fairly searching” for it.
- A Provisional Ball may be played **only** if 1) ball might be lost outside a Penalty Area, or 2) might be Out of Bounds

2023 Rules of Golf – 12 Search Time

The status of a ball that is **not found in three minutes...**

- after you or your caddie
(or your *partner* or *partner's caddie*)
- begins to search for it
...is LOST
- and the stroke and distance penalty applies. You are encouraged to play a *provisional ball* when your ball may be lost outside a penalty area or might be out of bounds





in association with



2023 Rules of Golf

22

You may fairly search for your ball by taking reasonable actions to find and identify it, such as:

- Moving sand and water;
- Moving or bending (or breaking **ONLY** as a result of reasonable actions) grass, bushes, tree branches and other growing or attached natural objects.



If taking such reasonable actions as part of a fair search improves the Conditions Affecting the Stroke: (Lie, area of intended Stance, area of intended swing, Line of Play and Relief Area)

- There is no penalty;
- But if the improvement results from actions that exceeded what is reasonable, you get the **general penalty**.



The 5 Conditions Affecting the Stroke, also referred to as “CATS”

1) The Lie of your ball at rest, 2) the area of intended Stance, 3) the area of intended swing, 4) the Line of Play and 5) the Relief Area where you will Drop or place a ball.

Internal Definitions

- The “area of intended stance” includes both where you will place your feet and the entire area that might reasonably affect how and where your body is positioned in preparing for and making the intended stroke.
- The “area of intended swing” includes the entire area that might reasonably affect any part of the backswing, the downswing or the completion of the swing for the intended stroke.



in association with



2023 Rules of Golf

If you *accidentally move your ball while fairly searching for it, no penalty* BUT you must **replace** the ball on its original spot:

- If you don't know the spot, **estimate** it, and replace it there.

(Replace=Place by Hand)

- In all cases, **the ball will never be dropped.**



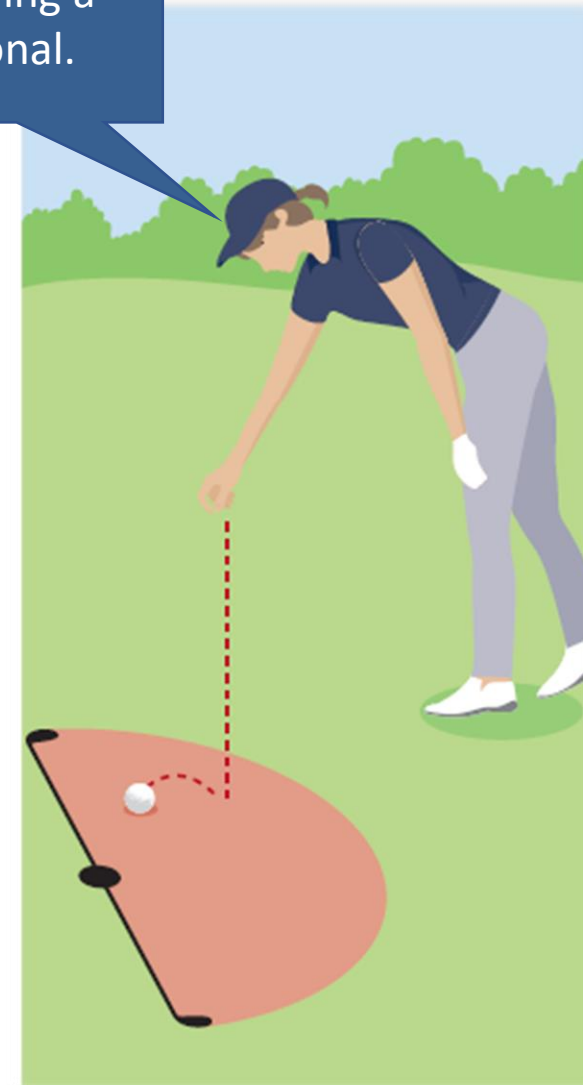


18.3b Announcing Play of Provisional Ball

- Before the *stroke* is made,
- the player **must “announce”** to someone that they are going to play a *provisional ball*...

*This is an important concept, particularly in Tournament play, as it is strictly enforced. Basically, the intent is to eliminate the player having a “choice” between 2 outcomes even if one of the choices doesn’t appear to be advantageous to the player. So the player **MUST** decide before the stroke, if playing a provisional when allowed to or proceeding under stroke and distance*

I’m playing a provisional.





in association with



2023 Rules of Golf

Player must use word **provisional** or otherwise clearly indicate intent to play a **Provisional Ball**:

Examples of announcements that **clearly indicate** the player is playing a provisional ball include:

- "I'm playing a ball under Rule 18.3."
- "I'm going to play another **just in case.**"

Examples of announcements that **do not clearly indicate** the player is playing a provisional ball :

- "I'm going to re-load."
- "I'm going to play another."



in association with
USGA®

2023 Rules of Golf

LIFTING AND MARKING THE BALL
PLACE/REPLACE THE BALL
DROPPING THE BALL
RELIEF AREA



in association with
USGA®

2023 Rules of Golf

Lifting and marking a ball

What does lifting a ball mean?

Applies to the deliberate “lifting” of a player’s ball at rest. This may be done **in any way**, which includes picking up the ball by hand, **rotating it** or otherwise deliberately causing it to move from its spot.

When do I need to mark my ball?

Before lifting a ball under a Rule **requiring the ball to be replaced on its original spot**, the player must mark the spot

which means to:

How do I mark the ball?

- Place a ball-marker or similar object right behind or right next to the ball, or
- Hold a club on the ground right behind or right next to the ball.

A ball may be marked in any position around the ball so long as it is marked right next to it, and this includes placing a ball-marker in front of or to the side of the ball.



If a player's ball at rest anywhere is lifted or moved under a Rule that requires the ball to be ***replaced***, or if the ***ball's exact original spot is not known***, the ball is **always placed** on a spot rather than being dropped.

- If the ***exact original spot is not known***, the player is be required to replace the ball ***on its estimated spot*** (including on, under or against any attached natural objects that the ball had been at rest on, under or against).
- **Placing/replacing** procedures the same and must be done by hand (some exceptions for players with disabilities).
- When **replacing** a lifted ball on a spot, the Rules are concerned about only the location. The ball may be aligned in any way when being replaced (such as by lining up a trademark) so long as the ball's vertical distance to the ground remains the same.



2023 Rules of Golf

Dropping in the “right way” includes three things:

- 1) Player must drop ball
(but in partner forms of play, partner may as well);
- 2) Ball must be dropped from straight down from knee height, without touching the player or player’s equipment (for example a tee) before it hits the ground;
- 3) Ball must be dropped in the relief area.

If the ball comes to rest outside the relief area, the player must drop a ball in the right way a second time.

If that ball also comes to rest outside the relief area, the player must then complete taking relief by placing a ball using the procedures for replacing a ball. Player Has

Completed Taking Relief When Ball Dropped in Right Way Comes to Rest in Relief Area.

DIAGRAM #1 14.3c BALL MUST BE DROPPED IN AND COME TO REST IN RELIEF AREA



The ball is dropped in the right way under Rule 14.3b and the ball comes to rest in the relief area, so the relief procedure is complete.



The ball is dropped in the right way under Rule 14.3b, but comes to rest outside the relief area, and so the ball must be dropped the right way a second time.



The ball is dropped in the wrong way as it is dropped outside the relief area, and so the ball must be dropped again in the right way.



in association with
USGA®

2023 Rules Breakfasts

14.3c(1): Player **Has Completed Taking Relief** When Ball Dropped in Right Way comes to Rest in Relief Area.

14.3d Exception: When There Is No Reasonable Chance Ball will Come to Rest in Relief Area: If a ball dropped in the right way is deliberately deflected or stopped (whether in the relief area or outside the relief area) when there is no reasonable chance it will come to rest in the relief area:

There is no penalty to any player, and

-The dropped ball is treated as having come to rest outside the relief area and **counts as one of the two drops required** before a ball must be placed under Rule 14.3c(2).



in association with
USGA®

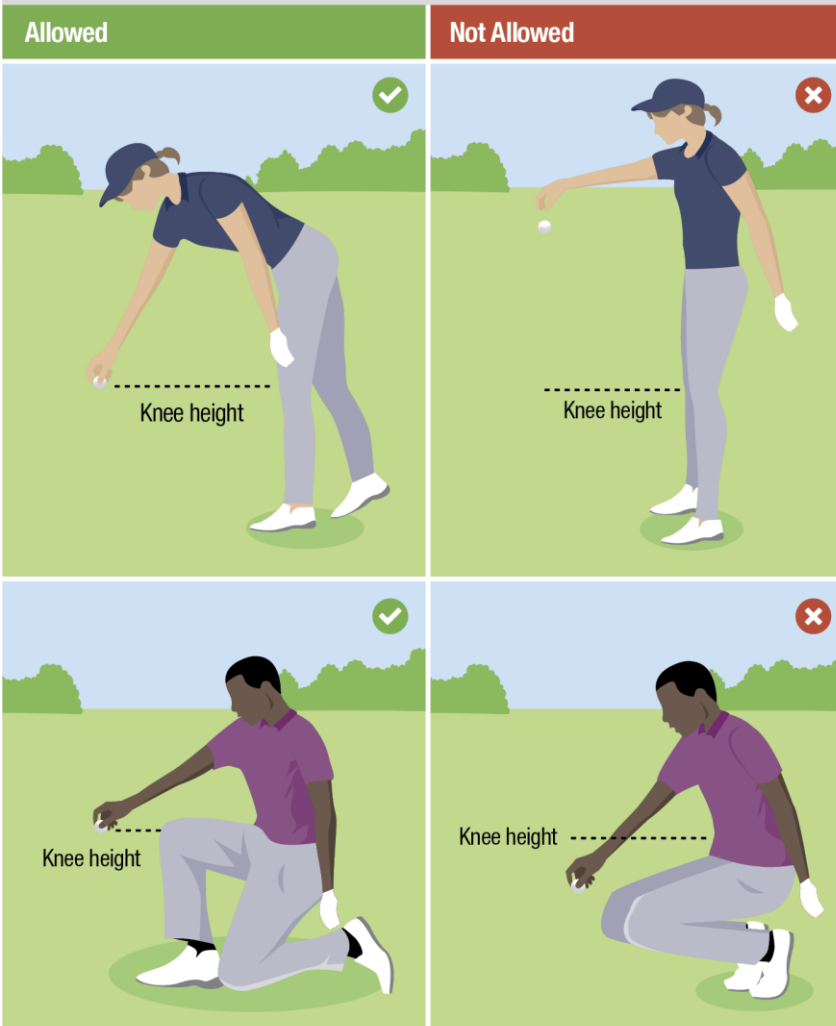
2023 Rules of Golf

Dropping at knee height

Note: Key is the original “knee height” position of the ball when being dropped-
not the “body position” when ball being dropped.



DIAGRAM 14.3b: DROPPING FROM KNEE HEIGHT



A ball must be dropped straight down from knee height. “Knee height” means the height of a player’s knee when in a standing position. But the player does not have to be in a standing position when the ball is dropped.



in association with



2023 Rules of Golf

Relief Area Concepts

Every time relief is taken the Rules will identify:

1) a **reference point**

-(or spot where ball first touches the ground for back on the line)

2) the **size** of a Relief Area (including when a ball must be placed)

3) any **limits** on the Relief Area

Drop vs Place- how to know when to drop or place a ball in proceeding under a rule:

-Replacing a ball will always be by placing (by hand.)

*-In taking either free or penalty relief- rule of thumb- **if you need to***

“measure” a relief area you will always drop. If relief area is a “spot” then you will always place.



in association with



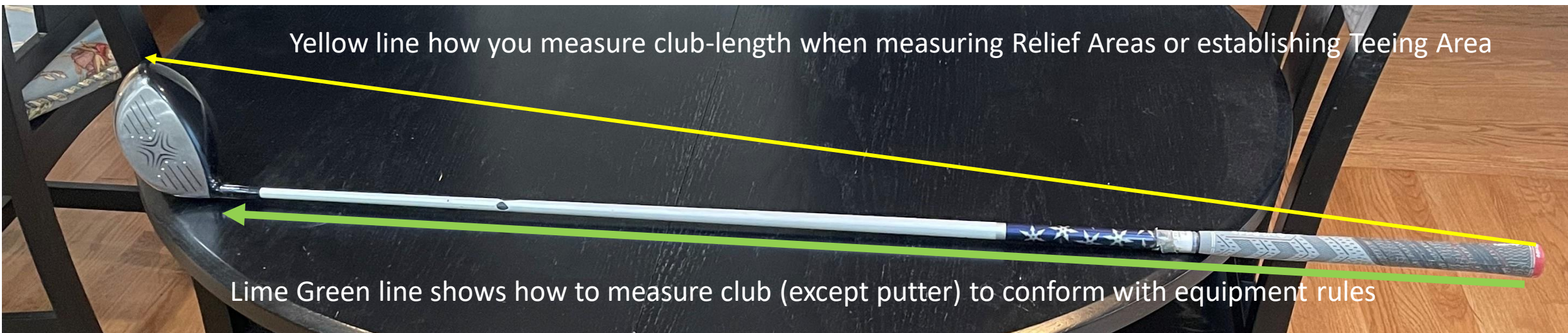
2023 Rules of Golf

Club-Length Concepts

- A club-length is a “unit of measurement” and is a defined term: *the length of the longest club* in the player’s bag, *except for your putter*.
- A club-length is measured from butt end of grip to toe of club.
- The relief area for dropping a ball is a **fixed size** of either **one or two club-lengths** depending on which relief Rule is being used.
- The relief area is a fixed size for each player and is **pre-determined** based on the clubs the player has selected for play for that round.
- **Note: Club-Length does not include the head cover, or any attachments to the butt end of the grip.**



Club-Length Definition



- It **does not** include any head cover.



in association with
USGA®

2023 Rules of Golf

PENALTY AREAS and NO PLAY ZONES



2023 Rules of Golf

Penalty Areas include both:

- (1) any body of water on the course (whether marked or not) and
- (2) any other areas the Committee chooses to define as Penalty Areas, such as tall fescue, deserts, jungles, lava rock fields, etc.

A penalty area is one of the five defined areas of the course.

Unmarked Penalty Areas are deemed to be red.

Committees have the discretion to mark all penalty areas as red so that lateral relief is always an option

EXPANDED USE OF RED-MARKED PENALTY AREAS



New Rule

Any penalty area (water hazard) can be marked as red, which means that lateral relief will be available to you.



2023 Rules of Golf

Penalty Area Concepts

Penalty areas are marked as either **yellow** or **red**.

- Need to know or have 95% certainty that ball is in a Penalty Area (*KVC=Known or Virtually Certain.*)
- No specific restrictions for playing a ball in a Penalty Area (same as playing a ball from General Area, OK to make practice swings, touch the ground or water or move loose impediments.)
- Normal rules on improving Conditions Affecting the Stroke (**CATS**) still apply in the Penalty Area.
- When your ball is in a penalty area, no free relief from Abnormal Course Conditions (such as Immovable Obstructions) or for an embedded ball.
- When both stakes and lines are used, the line defines the Penalty Area.



in association with
USGA®

2023 Rules of Golf

PENALTY AREA RELIEF OPTIONS



in association with



2023 Rules of Golf

The two types of Penalty Area relief are *known by the colour* of their marking: **Penalty Areas marked yellow** and **Penalty Areas marked red**.

- **Penalty Areas marked Yellow** have **two penalty relief options**: 1) stroke and distance and 2) back-on-the-line relief options.
- **Penalty Areas marked Red** have **three penalty relief options**, including the 2 yellow options plus the additional option for 3) lateral relief option.



in association with
USGA

2023 Rules of Golf

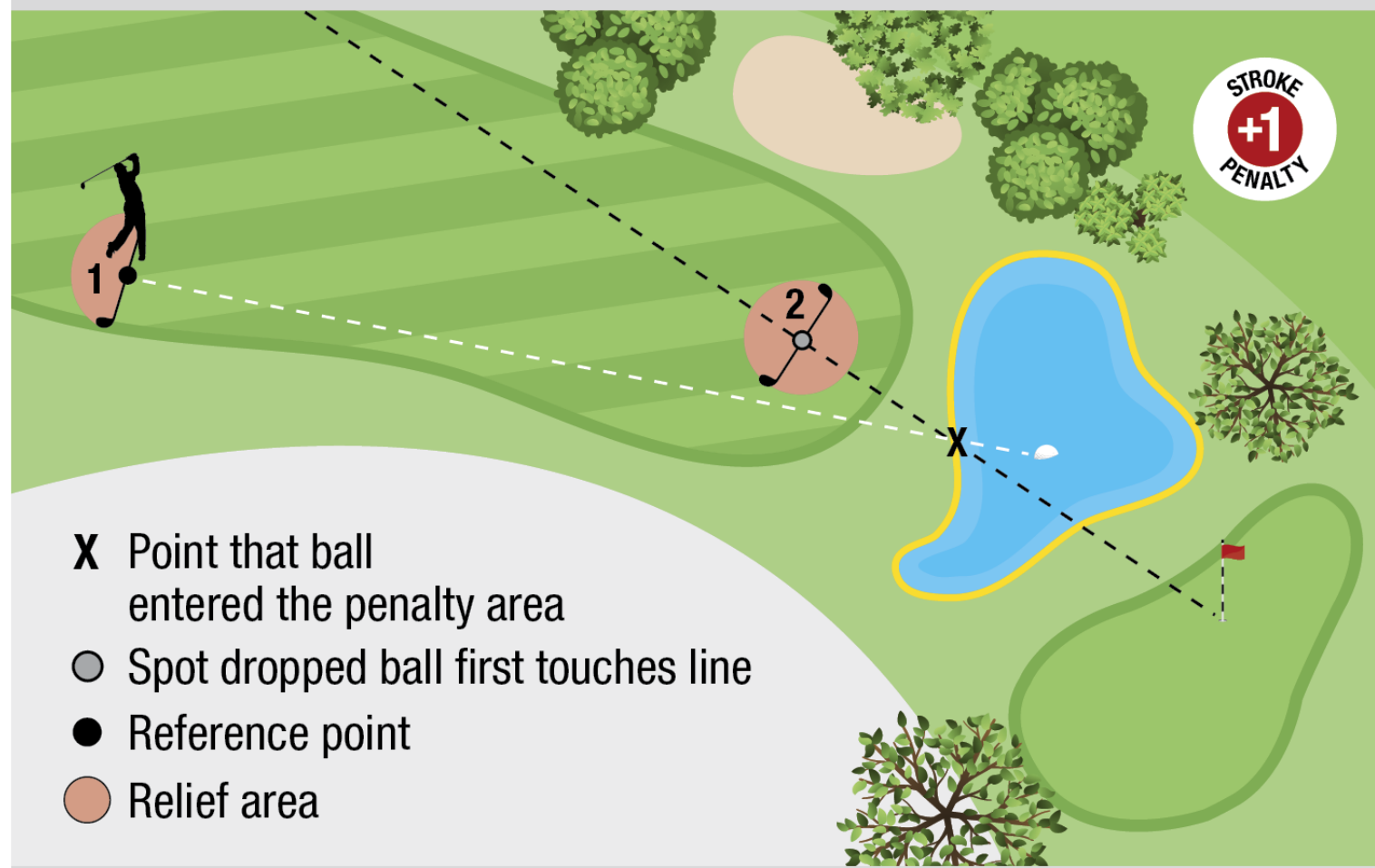
Penalty Areas marked **yellow** have 2 relief options available:

- 1) Stroke & Distance
- 2) Back-on-the-line (new procedure)

Limits on Location of **Relief Area**:

- » May be in any *area of the course* except the same *Penalty Area*, **but**
- » If more than one *area of the course* is located within one *Club-Length* of the reference point, the ball must come to rest in the *Relief Area* in the same area of the course that the ball first touched when dropped in the Relief Area.

DIAGRAM #1 17.1d: RELIEF FOR BALL IN YELLOW PENALTY AREA



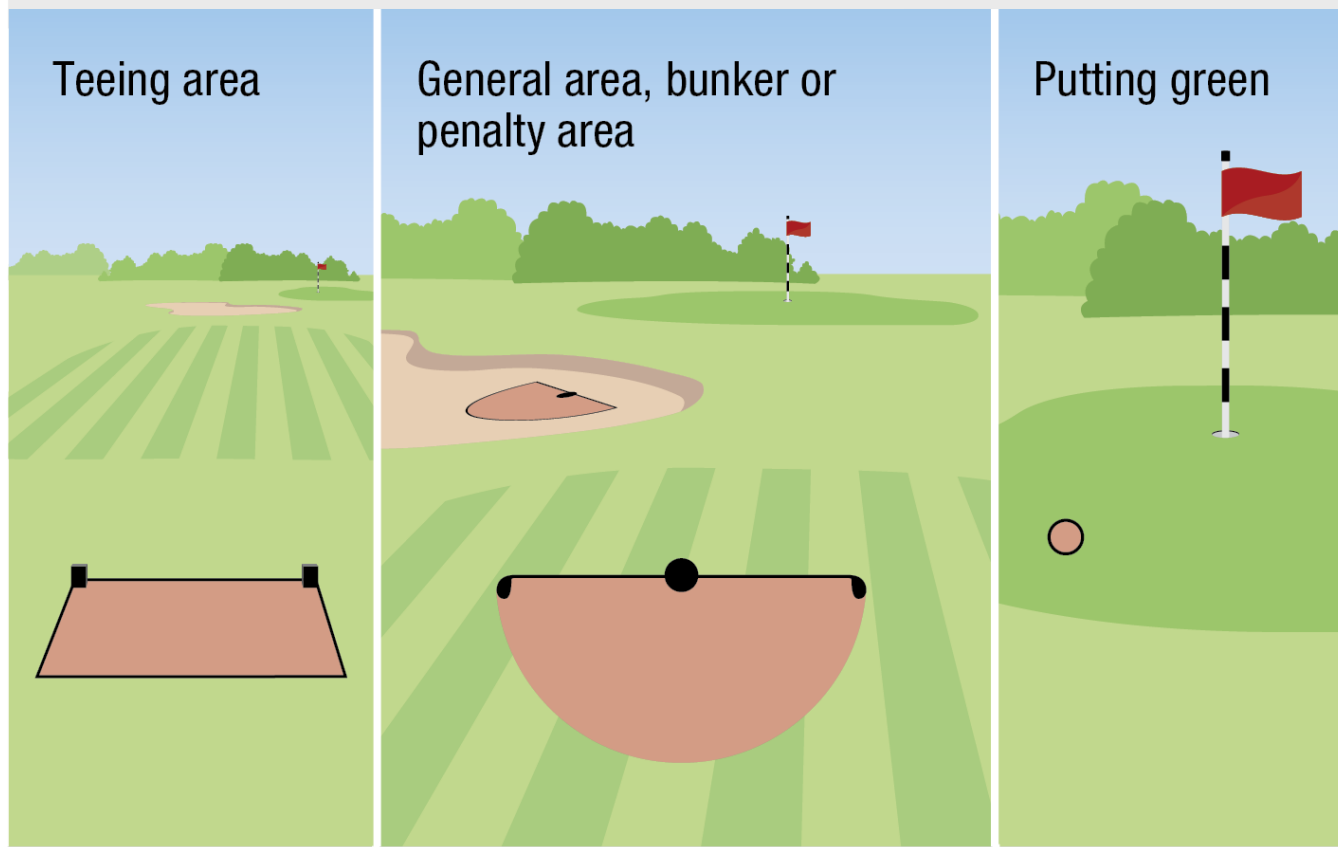


in association with
USGA®

2023 Rules of Golf

DIAGRAM 14.6: MAKING NEXT STROKE FROM WHERE PREVIOUS STROKE MADE

When a player is required or allowed to make the next stroke from where the previous stroke was made, how the player must put a ball into play depends on the area of the course where that previous stroke was made.





in association with
USGA

2023 Rules of Golf

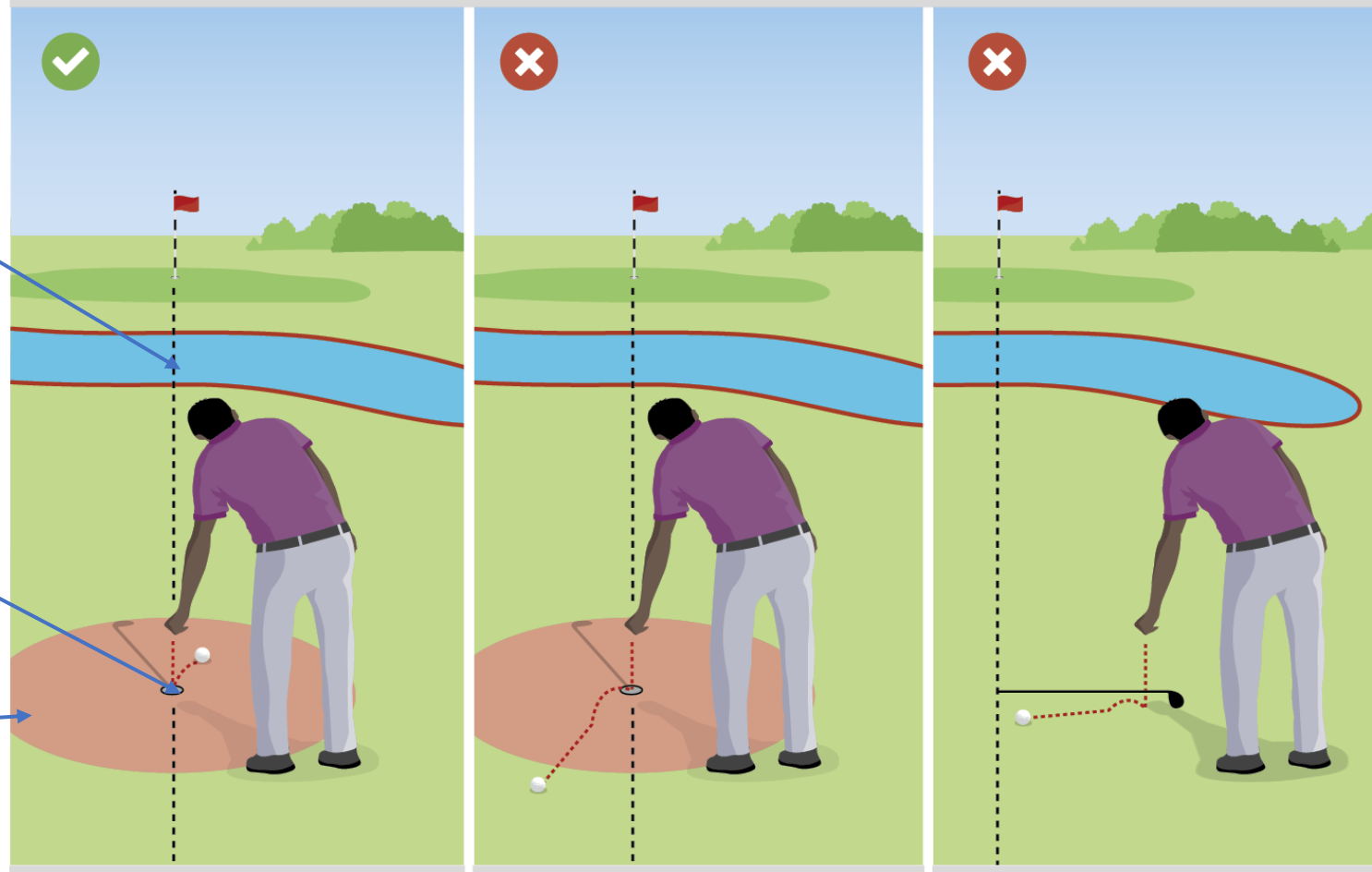
New Back-on-the-line procedure

DIAGRAM #2 14.3c DROPPING WHEN TAKING BACK-ON-THE-LINE RELIEF

1) Reference line (dotted line)

2) Spot on the line where ball first touches the ground creates the relief area

3) Relief Area is one club-length in any direction (area in brown)





in association with
USGA

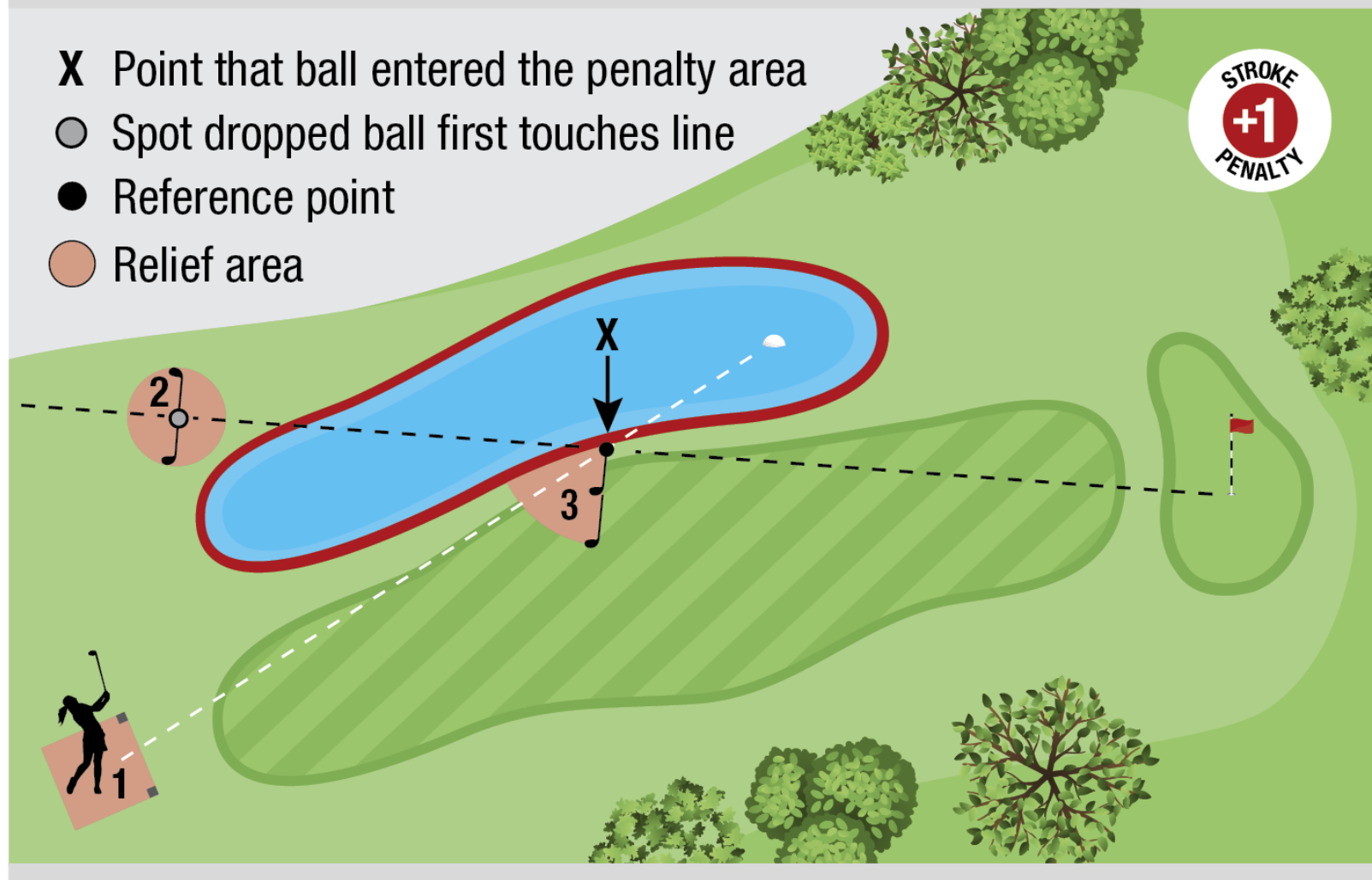
2023 Rules of Golf

Penalty Areas marked **Red**
have 3 relief options:

- 1) Stroke & Distance
- 2) Back-on-the-line and
- 3) Lateral Relief

DIAGRAM #2 17.1d: RELIEF FOR BALL IN RED PENALTY AREA

- X Point that ball entered the penalty area
- Spot dropped ball first touches line
- Reference point
- Relief area





2023 Rules of Golf

Lateral Relief Option.

1. Identify the point where the ball last crossed the edge of the penalty area (Reference point)

Note: its not where ball lies in PA but rather where ball last crossed the edge.

2. Drop a ball within two club-lengths of the reference point and not nearer the hole. This is your relief area.

» If more than one *area of the course* is located within one *Club-Length* of the reference point, the ball must come to rest in the *Relief Area* in the same *area of the course* that the ball first touched when *dropped* in the *Relief Area*.- **applies to both options 2 (BOTL) and 3 (Lateral)**



Left Handed
Player

Reference
point

Direction of play

The highlighted area is the relief area for this left-handed player. This is where a ball must be dropped.



2023 Rules of Golf

DIAGRAM #1 17.2a: BALL PLAYED FROM PENALTY AREA COMES TO REST IN SAME PENALTY AREA

- X Point that ball entered the penalty area
- Spot dropped ball first touches line
- Reference points
- Relief area

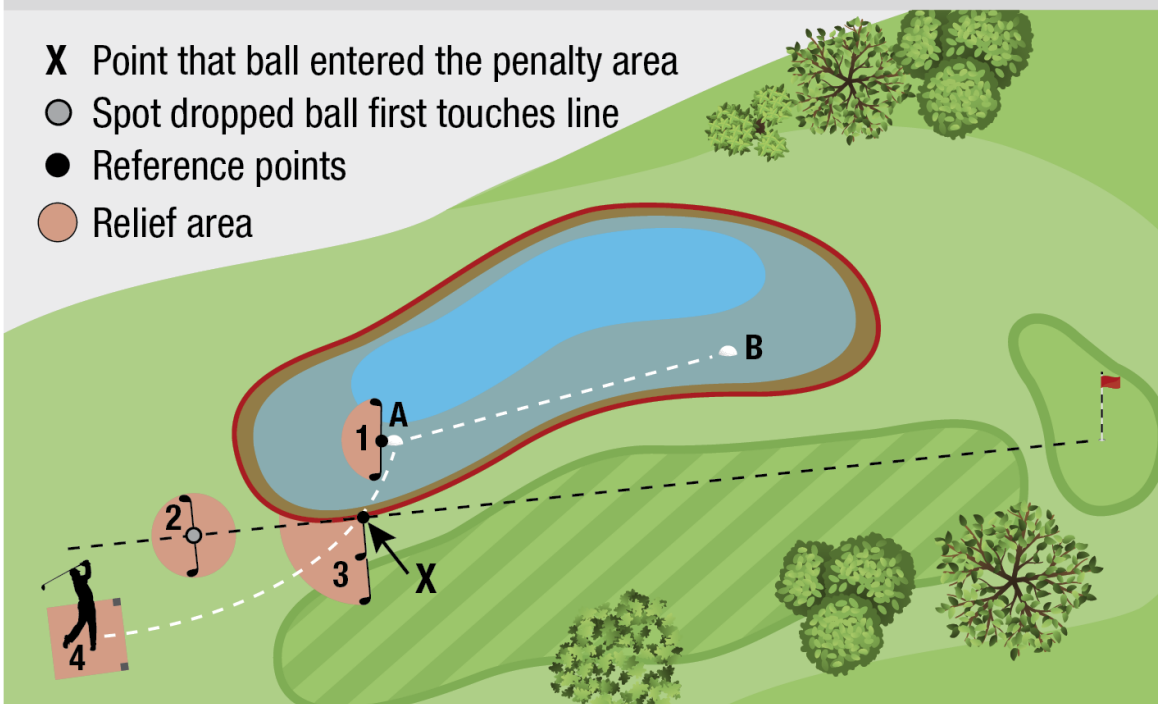
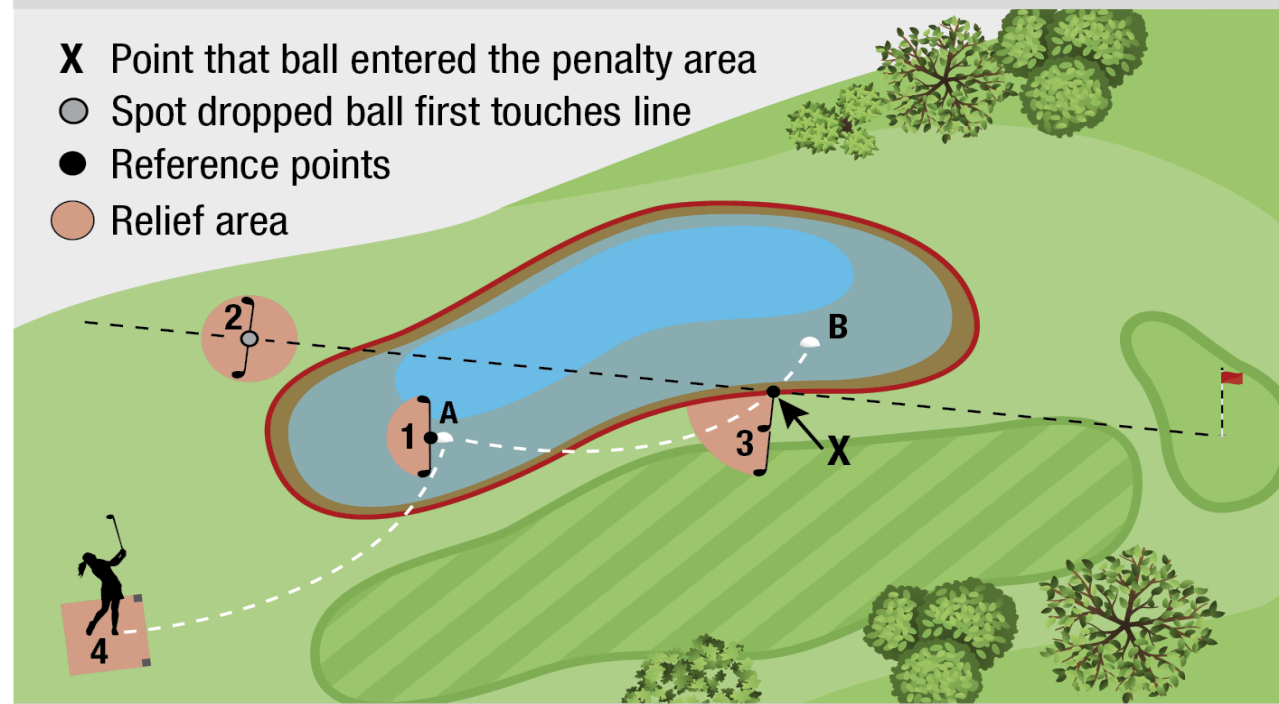


DIAGRAM #2 17.2a: BALL PLAYED FROM PENALTY AREA COMES TO REST IN SAME PENALTY AREA HAVING EXITED AND RE-ENTERED

- X Point that ball entered the penalty area
- Spot dropped ball first touches line
- Reference points
- Relief area





NO PLAY ZONES (Penalty Areas/Abnormal Course Conditions)

A part of the course where the **Committee** has **prohibited play**. A **no play zone** must be defined as part of either an **Abnormal Course Condition** or a **Penalty Area**.

The Committee may use no play zones for **any reason**, such as:

- Protecting wildlife, animal habitats, and environmentally sensitive areas,
- Preventing damage to young trees, flower beds, turf nurseries, re-turfed areas or other planted areas,
- Protecting players from danger, and
- Preserving sites of historical or cultural interest.

The Committee should **define the edge of a no play zone with a line or stakes**, and the line or stakes **(or the tops of those stakes) should identify the no play zone** as different than a regular abnormal course condition or penalty area that does not contain a no play zone.



in association with



2023 Rules of Golf

Relief Must Be Taken from Interference by No Play Zone in Penalty Area or Abnormal Course Condition

- **Penalty for Playing Ball from a *Wrong Place* in Breach of Rule 17.1 or 16.1: *General Penalty* Under Rule 14.7a.**



in association with
USGA®

2023 Rules of Golf

UNPLAYABLE BALL OPTIONS

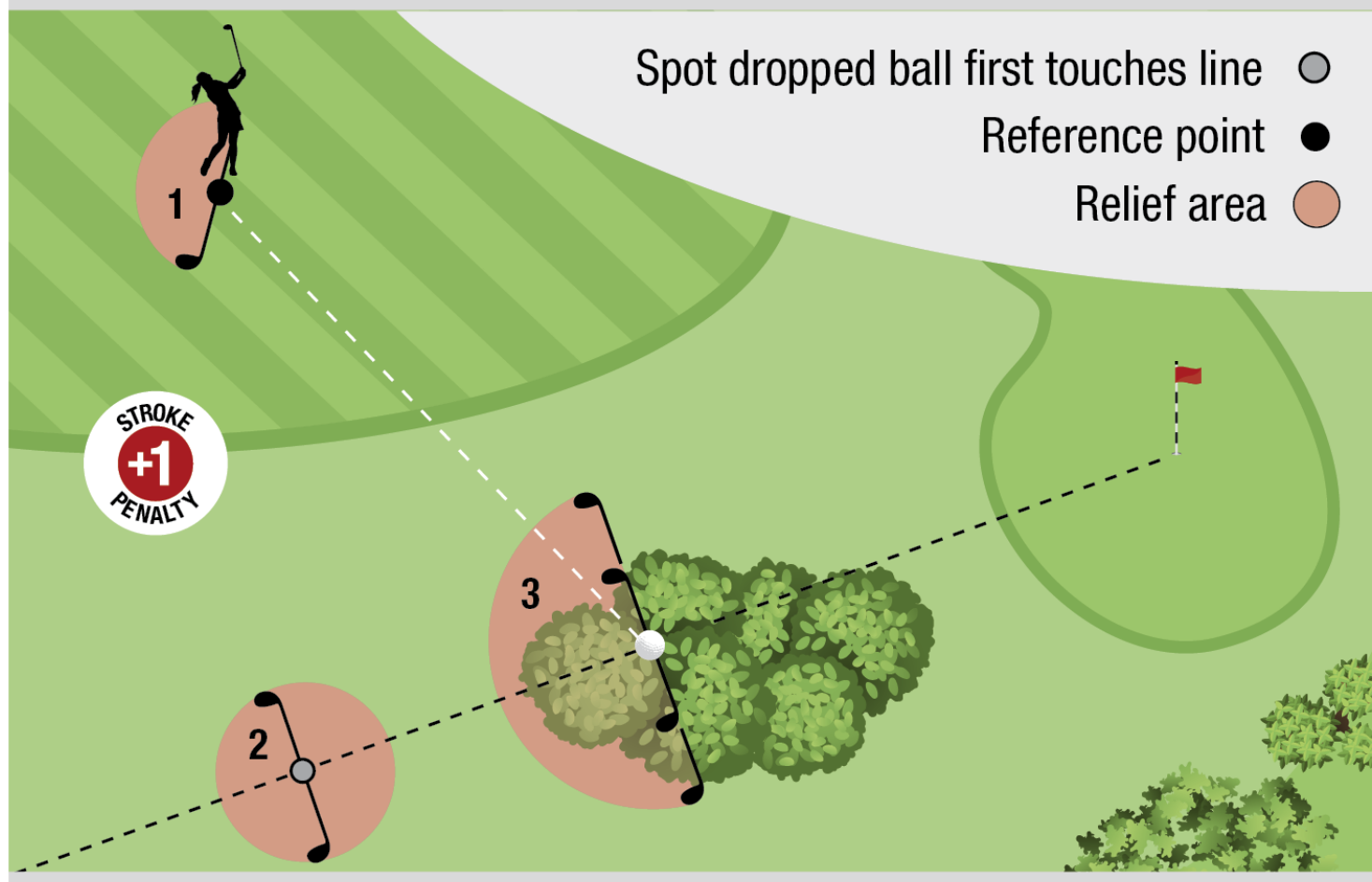


in association with
USGA®

2023 Rules of Golf

For 1 penalty stroke, the same 3 Relief options (1, 2 and 3) as a Red marked Penalty Area, except use location of the ball to establish a reference point/relief area.

DIAGRAM 19.2: RELIEF OPTIONS FOR UNPLAYABLE BALL IN GENERAL AREA





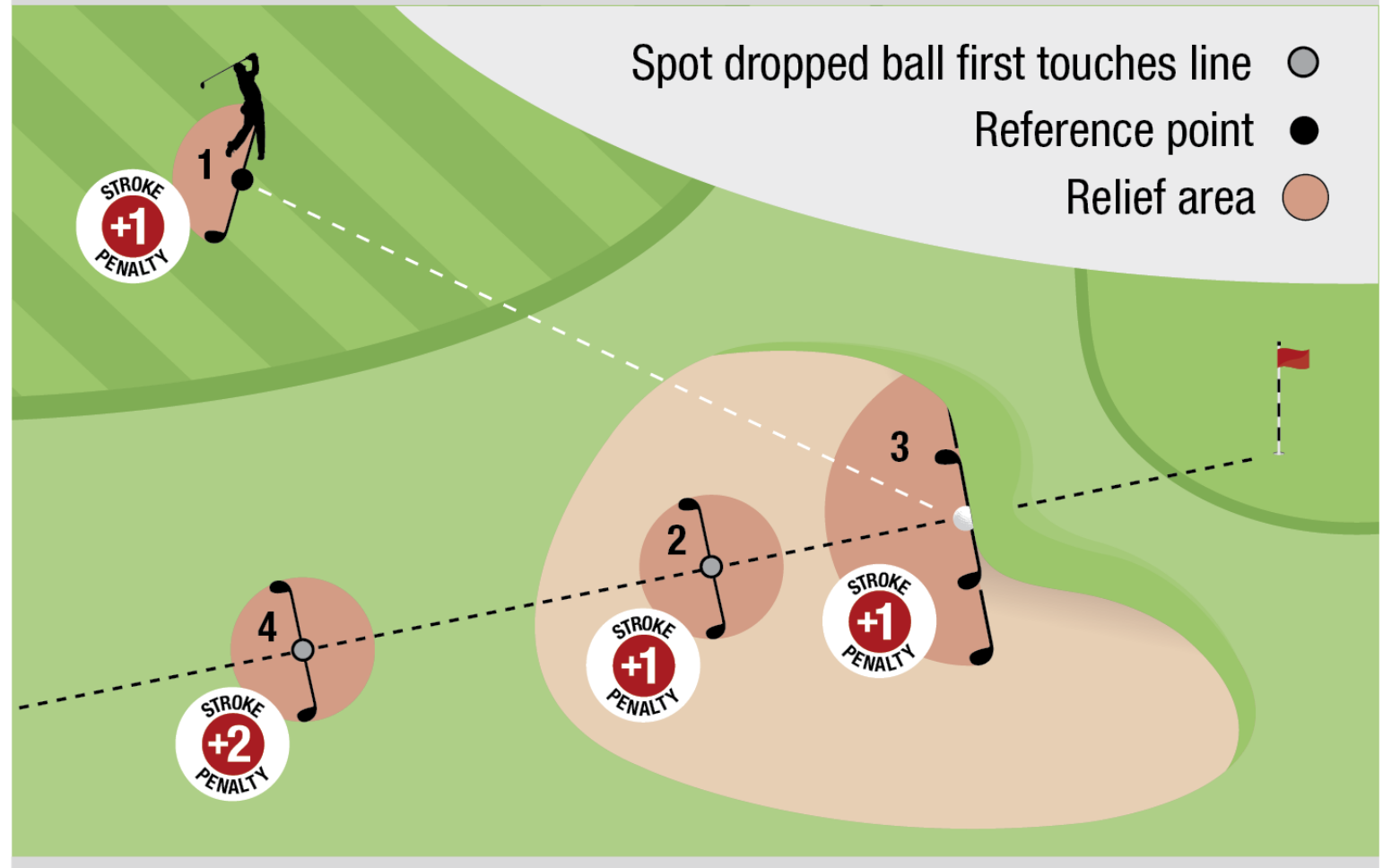
in association with
USGA®

2023 Rules of Golf

For 1 penalty stroke, the same 3 Relief options (1, 2 and 3) as a Red marked Penalty Area, except use location of the ball to establish a reference point/relief area.

For 2 penalty strokes, drop outside the bunker using back-on-the-line option #4 only.

DIAGRAM 19.3: RELIEF OPTIONS FOR UNPLAYABLE BALL IN BUNKER





in association with
USGA®

2023 Rules of Golf

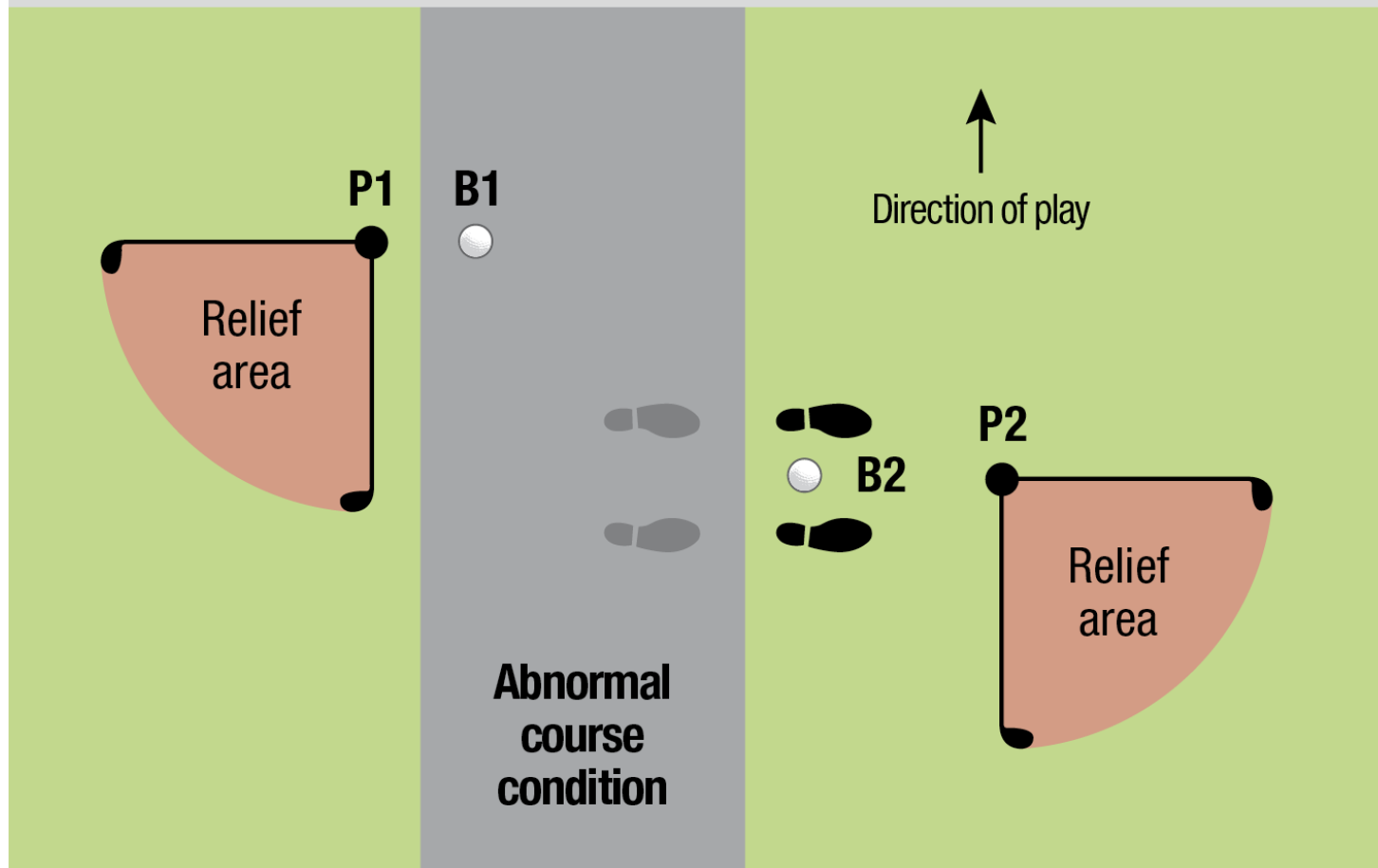
NEAREST POINT OF COMPLETE RELIEF



in association with
USGA®

2023 Rules of Golf

DIAGRAM 16.1a: WHEN RELIEF IS ALLOWED FOR ABNORMAL COURSE CONDITION

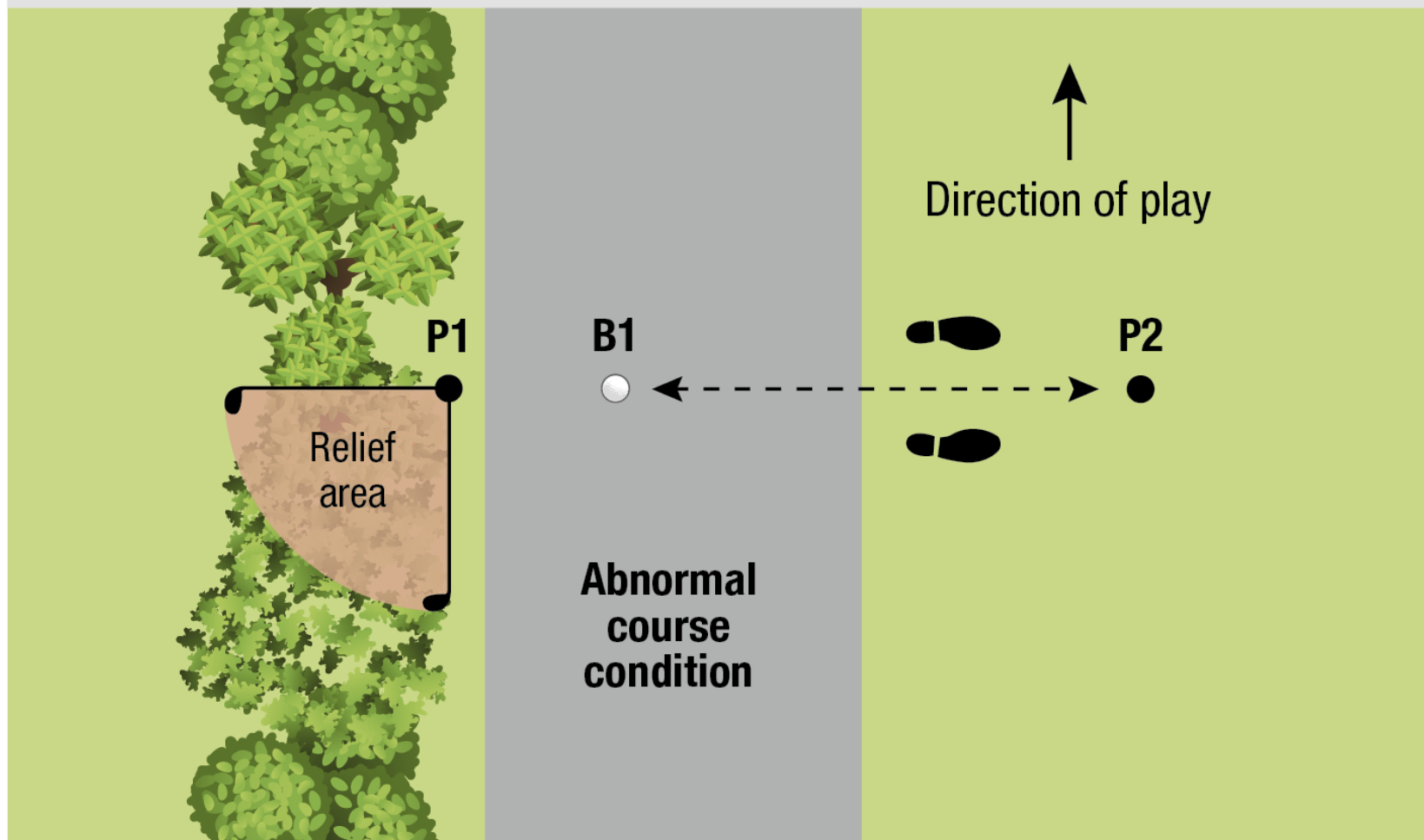




in association with
USGA®

2023 Rules of Golf

DIAGRAM NEAREST POINT OF COMPLETE RELIEF/1





in association with
USGA®

2023 Rules of Golf

MY BALL AT REST MOVED, NOW WHAT?

- other than Natural Forces
- by Natural Forces (wind, rain, gravity)



in association with



2023 Rules of Golf

Ball at rest is moved

Under Rule 9.2, *the “known or virtually certain” (KVC) standard* (meaning at least 95% likely) ***is applied to all questions of fact*** about why a ball at rest moved:

- A ball at rest moved by the player, opponent or outside influence needs to be replaced back on the spot, which if not known, should be estimated.
- A player, opponent or outside influence will be found to have caused the ball to move **ONLY IF** the player, opponent or outside influence was known or virtually certain to have caused it to move; **otherwise, it is assumed that natural forces caused it to move.**



in association with



2023 Rules of Golf

If your ball lies in

- The general area,
- A bunker, or
- A penalty area,

And is moved by

- Natural Forces or
- For no apparent cause (e.g., gravity),

You must normally play the ball as it lies and get no penalty. But...



High winds on the course has caused this player's ball to blow off its original lie in the general area. He will now play the ball on its current lie without penalty.



2023 Rules of Golf

- **Exception 2 – Ball at Rest Must Be Replaced If It Moves to Another Area of the Course or Out of Bounds After Being Dropped, Placed or Replaced**
 - If the player puts the original ball or another ball into play by dropping, placing or replacing it, and natural forces cause the ball at rest to move and come to rest in another area of the course or out of bounds, the ball must be replaced on its original spot (which if not known must be estimated) (see Rule 14.2).
- **But** for a ball on the putting green that was replaced, see Exception 1.

Also known as the Ricky Fowler rule...



in association with
USGA®

2023 Rules of Golf

**MY BALL IN MOTION WAS ACCIDENTALLY
STOPPED OR DEFLECTED, NOW WHAT?**



in association with



2023 Rules of Golf

Accidental Deflection Concepts

- Ball in motion accidentally hits any person or outside influence, no penalty play and **normally play ball as it lies** (some putting green exceptions).
- No penalty if your ball in motion accidentally hits you, your caddie or equipment.
- However, there is a penalty in stroke play if stroke from putting green hits another ball “at rest” on putting green.
- All accidental deflections, including the double hit, treated the same way- no penalty and play ball as it lies.
- You can mark you ball on putting green, including while another ball in motion.
- While a ball is on motion you can always move equipment (yours or another player i.e. clubs, removed flagstick, towel etc.)




in association with



2023 Rules of Golf

Under Rule 10.1a, if the player's club accidentally hits the ball *more than once* during a single stroke *there is no penalty* and the ball is *played as it lies*.

Note: If the *player deliberately* strikes the ball more than once while it is in motion, in addition to counting the stroke, they *also gets the general penalty* under Rule 11.3 for deliberately deflecting a ball in motion.





in association with



2023 Rules of Golf

- Under Rule 11.1, for all accidental deflections, including when the ball hits the player or opponent or their equipment or caddies there is **no penalty** and the ball is played as it lies.
- *Applies to both Stroke Play and Match Play*
- If a player deliberately positions anything including equipment, to act as a backstop which then deflects or stops their ball, there will be a penalty under Rule 11.2). This includes replacing a removed flagstick.

3/30/2023

2023 RULES TRAINING-All Source material used from USGA Rules

BALL IN MOTION ACCIDENTALLY DEFLECTED



2019 Rule

If a ball in motion is accidentally deflected by you or your equipment, there will be no penalty and the ball will be played from where it comes to rest.



© 2018 R&A Rules Limited and the United States Golf Association. All rights reserved.

Exception – Ball Played on Putting Green in Stroke Play: If the player's ball in motion hits another ball at rest on the putting green and both balls were on the putting green before the stroke, the player gets the general penalty (**two penalty strokes**).



in association with
USGA®

2023 Rules of Golf

When Ball Is Played from Putting Green. If a player's ball in motion played from the putting green accidentally hits the player or an outside influence, the ball must normally be played as it lies. But if it is known or virtually certain that the ball in motion hit any of the following on the putting green, the player must replay the stroke by playing the original ball or another ball from the spot where that stroke was made (see [Rule 14.6](#)):

- **Any person other than:**
 - the player, or
 - a person attending the [flagstick](#) (this is covered by [Rule 13.2b\(2\)](#), not by this Rule).
- **A movable obstruction other than:**
 - the club used to make the [stroke](#),
 - a [ball-marker](#),
 - a ball at rest (see [Rule 11.1a](#) for whether a penalty applies in [stroke play](#)), or
 - a [flagstick](#) (this is covered by [Rule 13.2b\(2\)](#), not by this Rule).
- **An animal other than** those defined as a [loose impediment](#) (such as an insect)

If the player does not replay the [stroke](#) they get the [general penalty](#) and the [stroke](#) counts.



in association with
USGA®

2023 Rules of Golf

No Setting Down Object to Help with Aiming, Taking Stance or Swinging. A player must not set an object down to help with aiming or to help in taking a stance for the stroke to be made (such as a club set down on the ground to show where the player should aim or position their feet). **(Another example might be that you put a towel down at the top of a hill for a blind shot.)** If the player breaches this Rule, they cannot avoid penalty by removing the object before the stroke is made.

“Set an object down” means that the object is in contact with the ground and the player is not touching the object. (Note: Don’t let go of the object you are holding)

See Rule 25.2c (modification of Rule 10.2b(3) for players who are blind).



in association with
USGA®

2023 Rules of Golf

RESTRICTED AREA FOR CADDIE BEHIND PLAYER TO HELP WITH
“AIMING”



in association with



2023 Rules of Golf

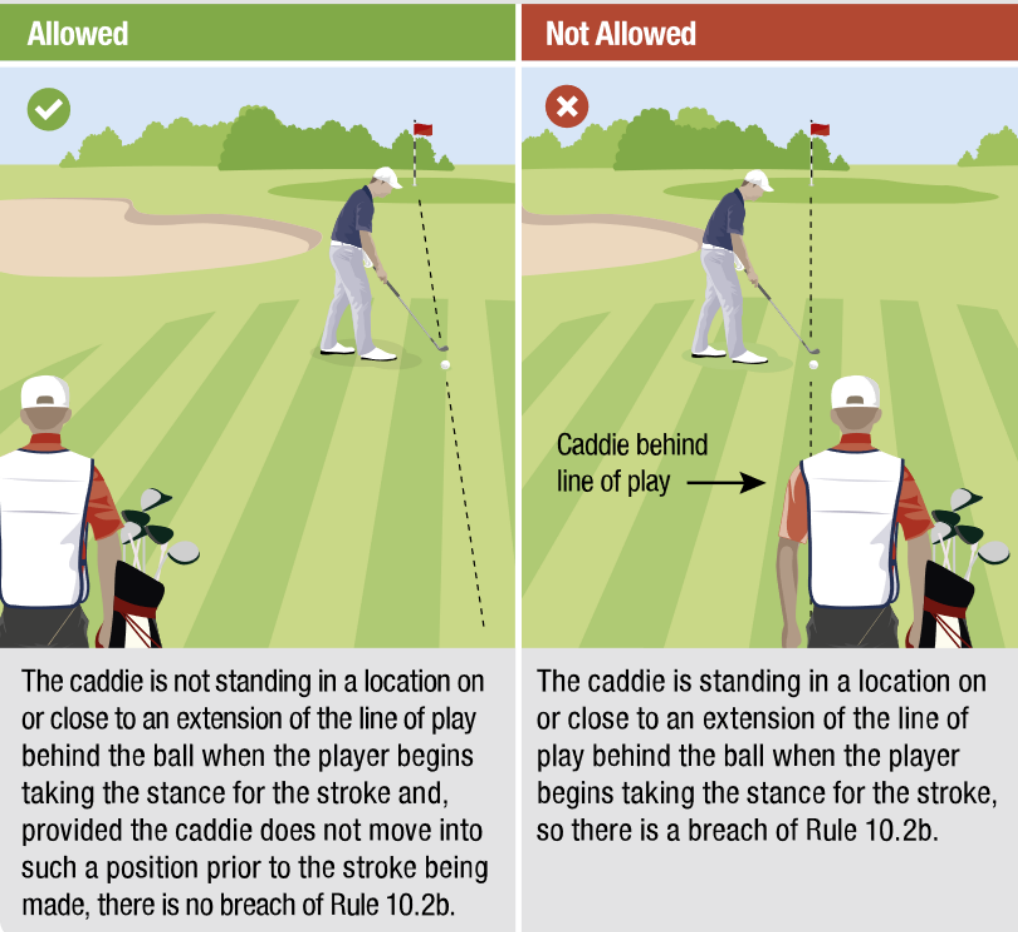
Restricted Area for Caddie Before Player Makes Stroke.

When a player begins taking a stance for the stroke (which means they have at least one foot in position for that stance) and until the stroke is made, there are limitations....on or close to an extension of the line of play behind the ball (that is, the “restricted area”) as follows:

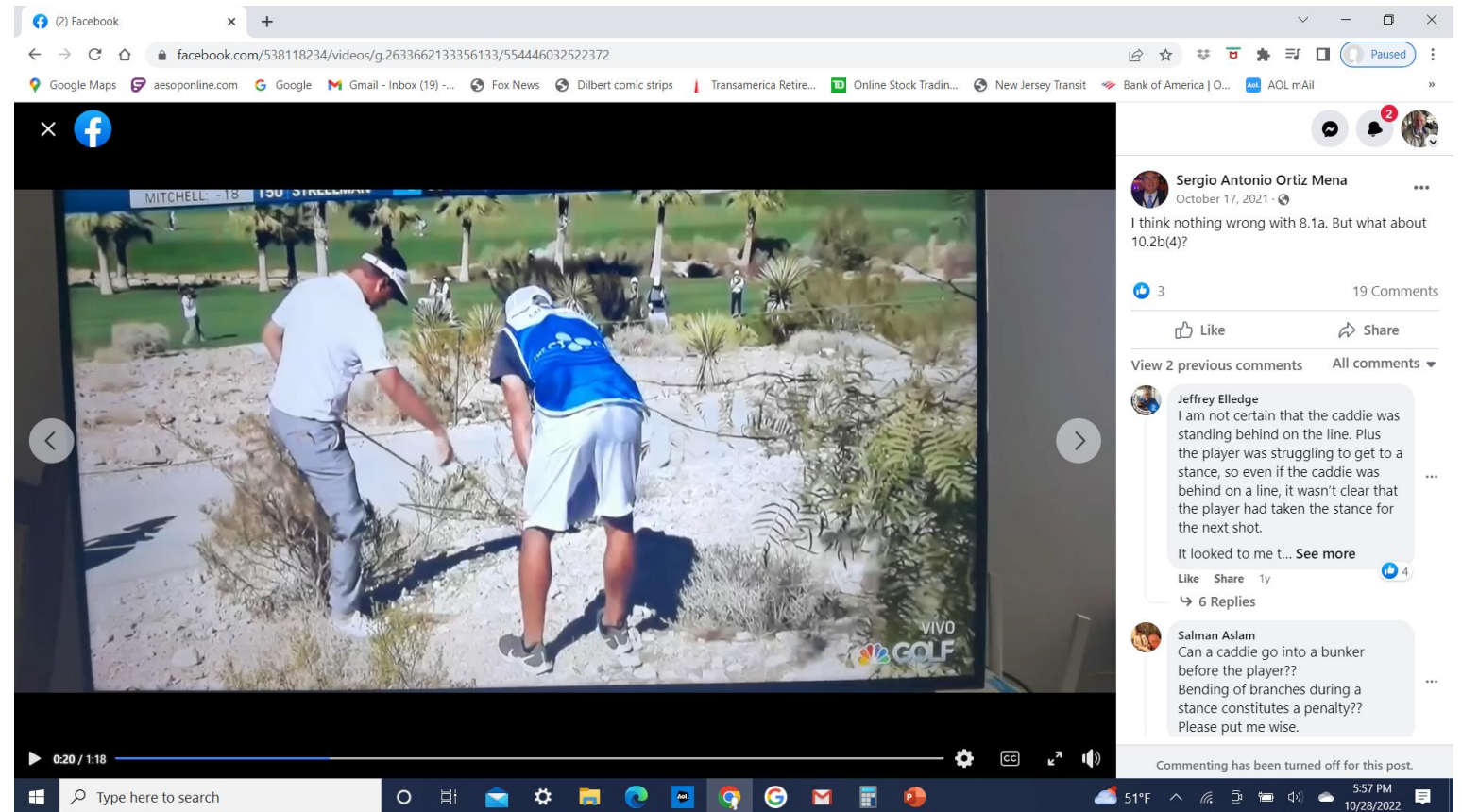
- Aiming.** The caddie must not stand in the restricted area to help the player with aiming... But there is no penalty if the player backs away before making the stroke and the caddie moves away from the restricted area before the player again begins to take a stance for the stroke.

- Help Other Than Aiming.** If the caddie is helping the player with something specific other than aiming (such as checking to see if the player’s club will hit a nearby tree during the backswing), the caddie may stand in the restricted area but only if the caddie moves away before the stroke is made and provided this positioning is not part of a regular routine...

DIAGRAM 10.2b: CADDIE STANDING IN LOCATION ON OR CLOSE TO LINE OF PLAY BEHIND BALL



Making a stroke- assistance ?



USGA: This is a great example of why the clarifications for 10.2b(4) were created. To be completely certain in this case, we need to know why the caddy was there, but it certainly looks like he is trying to help the player fairly take his stance and not to align the player. This paragraph from Clarification 2 about 10.2b(4) best covers the situation:

"Common acts that caddies take unrelated to the player setting up to the ball, such as checking to see if a player's club will hit a tree, whether the player has interference from a cart path or holding an umbrella over a player's head before the stroke, are not treated as deliberate actions under Rule 10.2b(4). After helping the player with such an act, there is no penalty so long as the caddy moves away before the stroke is made."

The list of examples is not exclusive and this situation certainly fits the criteria. It even appears that the caddy immediately tries to move once he realizes he is in the restricted area, which further indicates his being on the extension of the line was not deliberate.



in association with
USGA®

2023 Rules of Golf

GOLF BALL SUBSTITUTED/DAMAGED CLEANING THE BALL



in association with



2023 Rules of Golf

Substituted Ball Concepts

OK to substitute a new Ball

Any time the player takes **either penalty or free relief:**

Examples include:

- Under penalty from a penalty area, for a lost ball or ball out of bounds;
- Without penalty for a ball in ground under repair, temporary water, cart path (or any other abnormal course condition), or an embedded ball.

Not OK to substitute a new ball

When you have to **replace your ball on its original spot:**

Examples include:

- **Replacing** your ball on the putting green;
- **Replacing** your ball after accidentally moving it during search.



in association with



2023 Rules of Golf

Damaged Ball Concepts

- If ball breaks into pieces the stroke does not count and must be replayed.
- Don't need to announce that you are lifting the ball to see if cut or cracked.
- Still need to mark before lifting to see if ball is cut or cracked.
- You are not allowed to clean the ball during this process.



in association with



2023 Rules of Golf

Damaged Ball:

- The player is allowed to substitute a ball only if the ball in play has become cut or cracked during the play of the hole – *not if it is just “out of shape”.*
- The player is *not required to announce the intention* to lift to another person or to give that person a chance to observe the process or examine the ball.



in association with
USGA®

2023 Rules of Golf



Ball is Cut/Cracked



Not Cut or Cracked
(just Damaged)



in association with



2023 Rules of Golf

A player is allowed to mark and lift the ball and proceed under the Rule **without needing first to announce** this intention to another *person* **or to give that person a chance to observe the process, in the following**

3 situations:

1. For identification.
 2. To see if it is cut or cracked.
 3. To see if it lies in a condition from which relief is allowed.
- But the player still gets a **one-stroke penalty** if he or she marked and lifted the ball without good reason to do so under that Rule.



in association with
USGA®

2023 Rules of Golf

Cleaning Ball:

A ball can only be cleaned when it has been lifted, and

A ball lifted from the Putting Green may always be cleaned, but

A ball lifted from anywhere else may always be cleaned **except** when it is lifted to:

- To See If It Is Cut or Cracked.
- To Identify It. (Cleaning is allowed only as needed to identify it.)
- Because It Interferes with Play.
- To See If It Lies in Condition Where Relief Is Allowed.



in association with
USGA®

2023 Rules of Golf

REPAIRING AND REPLACING CLUBS DURING THE ROUND



in association with



2023 Rules of Golf

Use of Clubs Concepts

- Must start with no more than 14 clubs.
- If player starts with more than 14 clubs must declare excess clubs out of play immediately when aware.
- Performance characteristics must not be changed deliberately during round.
- No penalty for carrying a non-conforming club, only for making a stroke with one. Counts to 14 club limit
- Replacement/Repair of damaged clubs allowed under the rules, only exception when damaged by abuse. **See LOCAL RULE for limitations .**
- Can not replace a lost club.



in association with
USGA®

2023 Rules of Golf

Rule 4.1:

- A player is allowed to keep using and/or to repair any club damaged during the round, no matter what the damage and even if the player damaged it in anger.

USE OF DAMAGED CLUB





in association with



2023 Rules of Golf

- In the absence of the Model Local Rule, a player *is allowed to replace a damaged club*, except when it is damaged during the round by abuse





in association with
USGA®

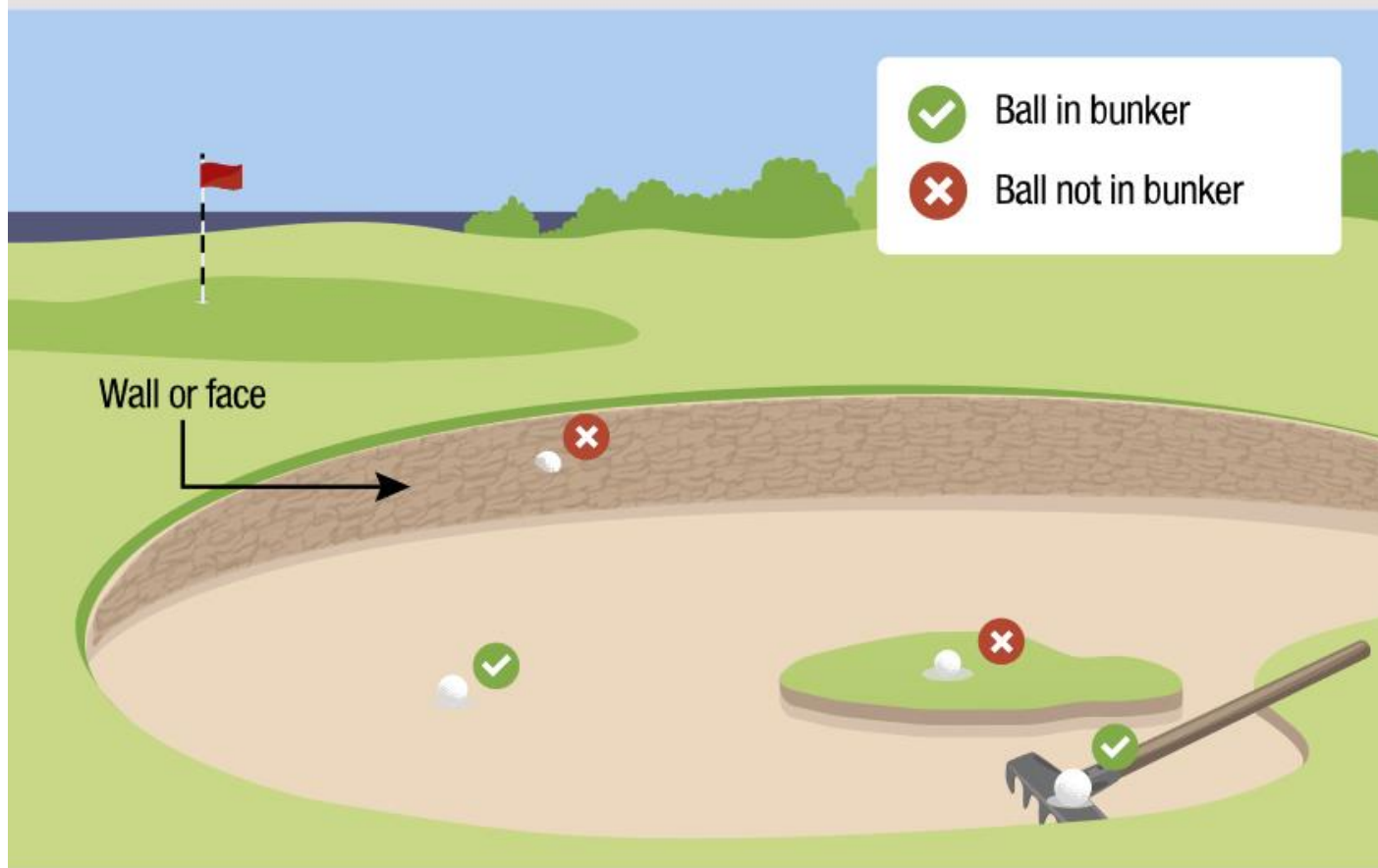
2023 Rules of Golf

BUNKER RULES



2023 Rules of Golf

DIAGRAM 12.1: WHEN BALL IS IN BUNKER



In line with the Definition of Bunker and Rule 12.1, the diagram provides examples of when a ball is in and not in a bunker.



in association with



2023 Rules of Golf

Bunker Concepts

Not Allowed

- Can not touch sand in bunker when making practice swing or backswing for a stroke.
- Can not test condition of the sand with your hand or club.
- Can not touch sand with club immediately in front of or behind ball.

Allowed

- Soil lip or face not part of bunker.
- Can touch or move loose impediments (such as stones, acorns, leaves...provided ball does not move.)
- Not a penalty if you strike the sand in anger or lean on club in sand.
- To generally touch sand with hand or club, with limitation of not testing sand anywhere in the bunker.
- Dig in with feet.
- Take relief from temporary water, immovable obstruction or declare ball unplayable.
- Place clubs in bunker and touch/move moveable obstructions.



in association with
USGA®

2023 Rules of Golf

- ***Loose impediments and Moveable Obstructions*** may be removed without penalty.





in association with



2023 Rules of Golf

Removing Loose Impediments and Movable Obstructions

Before playing a ball in a *bunker*, a player may remove

- *loose impediments* under Rule 15.1 and
- *movable obstructions* under Rule 15.2.

This includes any reasonable

- touching or
- movement

of the sand in the *bunker* that happens while doing so even if some incidental improvement to CATS.





in association with



2023 Rules of Golf

Touching Sand in Bunker

Except as covered by 12.2b(1), this Rule does not prohibit the player from touching sand in the *bunker* in any other way, including:

- - *measuring,*
- *marking,*
- *lifting,*
- *replacing or*
- *taking other actions under a Rule...*





in association with



2023 Rules of Golf

Touching Sand in Bunker

Except as covered by 12.2b(1), this Rule does not prohibit the player from touching sand in the *bunker* in any other way, including:

- Leaning on a club to
 - *rest,*
 - *stay balanced or*
 - *prevent a fall...*





in association with



2023 Rules of Golf

Except as covered by 12.2b(1), this Rule does not prohibit the player from touching sand in the *bunker* in any other way, including:

- Striking the sand
 - *in frustration or*
 - *in anger.*





in association with



2023 Rules of Golf

2 Stroke penalty Relief Option for Unplayable Ball in Bunker:

The player *has an extra option allowing relief outside the bunker* using the back-on-the-line procedure, but for a *total of two penalty strokes* (Rule 19.3b).



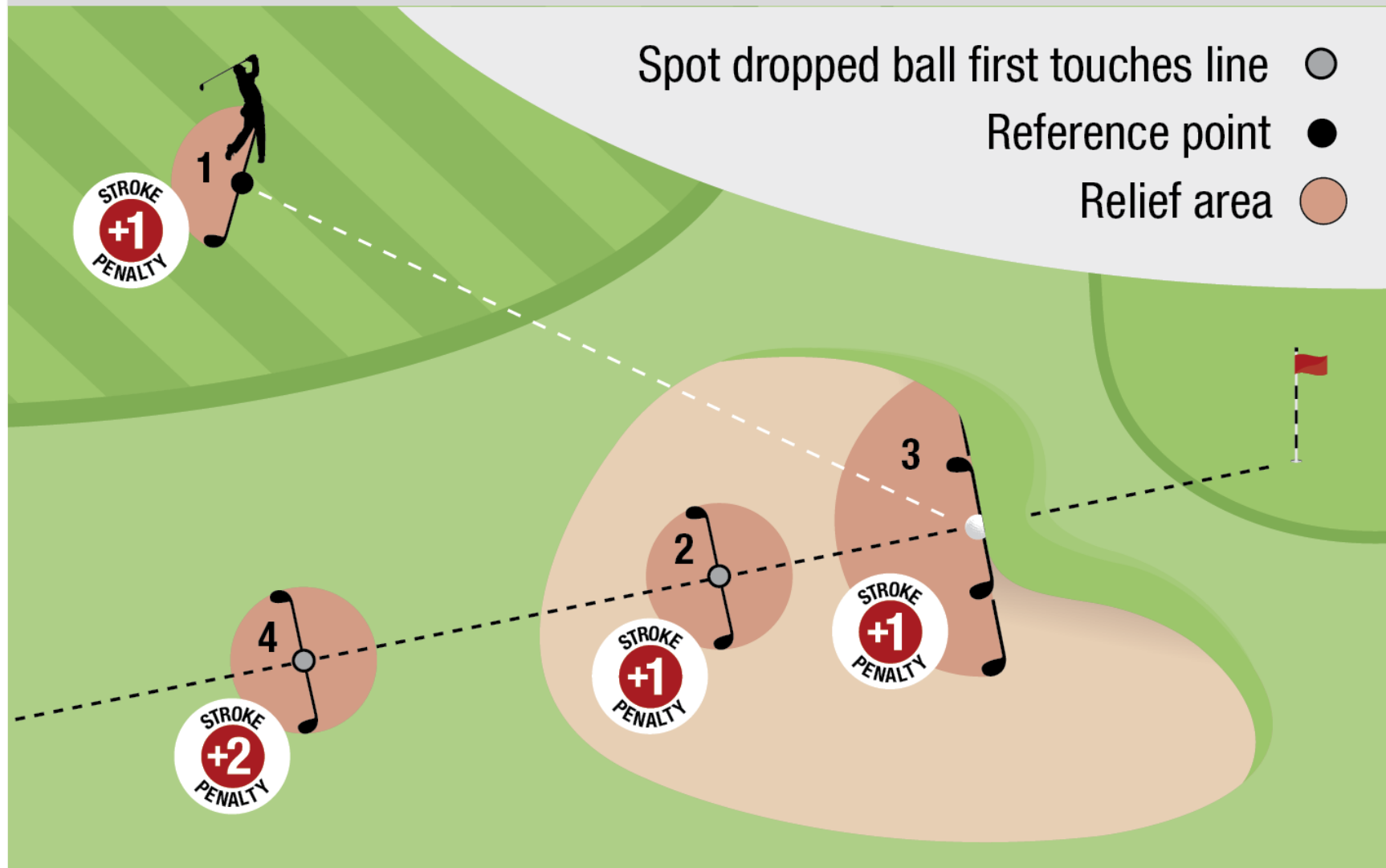
DIAGRAM 19.3: RELIEF OPTIONS FOR UNPLAYABLE BALL IN BUNKER

Option 1- Stroke and distance relief- **One PS**

Option 2- Back-on-the-line relief- **One PS**

Option 3- Lateral Relief- **One PS**

Option 4- Back-on-the-line Outside the bunker relief. **Two PS**





in association with
USGA®

2023 Rules of Golf

PUTTING GREEN RULES



Putting Green Concepts

- Once a ball is lifted and replaced, player “owns” that spot.
- If ball rests against flagstick and any part of ball below level of the hole-ball is holed.
- Relief **MUST** be taken from wrong putting green.
- No penalty for accidental moving ball or ball marker.
- Damage to putting green from a person or outside influence may be repaired (but not natural imperfections or natural wear.)
- The Line of play may be touched, but can’t set anything down.
- OK to make a stroke from anywhere with flagstick left in the hole.
- OK to make a stroke from anywhere with flagstick attended/removed.



in association with



2023 Rules of Golf

The player may leave the flagstick in the hole or have it removed (which includes having someone attend the flagstick and remove it after the ball is played,) **but must decide before making a stroke.**

Regardless of which option the player takes, he or she **must continue with that option until the ball comes to rest after the stroke.**

- If the player elects to have the flagstick *attended*, it must be pulled if there is any chance the ball may hit it.

- If the player elects to have the flagstick *removed*, it must not be replaced until the ball comes to rest after the stroke.





in association with



2023 Rules of Golf

A Player May Leave the Flagstick in Hole...

However:

- The player must not try to gain an advantage
 - by deliberately moving the *flagstick* to a position other than centered in the *hole*.
- If the player does so
 - and the ball in motion then hits the *flagstick*, they get the ***general penalty***.





in association with
USGA®

2023 Rules of Golf

Examples of accidentally moving your ball include:

- Bumping the ball with your club (1)
- Moving the ball while picking up your ball-marker (2)
- Kicking the ball while repairing damage on the putting green (3)
- Dropping the ball on the ball-marker (4)





in association with
USGA®

2023 Rules of Golf

If you accidentally cause your ball or ball-marker to move on the putting green, replace the ball on its original spot **OR** place a ball-marker to mark the original spot.

(OK to estimate the spot if unknown).

Reminder: **Replace=place by hand**



The player accidentally bumped the ball.



The player replaced the ball on the estimated original spot.



in association with



2023 Rules of Golf

Rule 13.1d *procedure if ball moved by Natural Forces before/after being lifted or replaced:*

If your ball on the putting green is moved by

- natural forces such as wind or water, or
- no apparent cause (gravity)

If you have already lifted and replaced the ball,
*including after having placed the ball on the green
after having taken ACC relief*

- replace the ball on its original spot,
- with no penalty **BUT.....**

If you have NOT yet lifted and replaced the ball,

- play from the new position,
- with no penalty.





in association with



2023 Rules of Golf

Limited prohibition for touching the line of play on the putting green:

- There is *no penalty for merely touching the line of play* on the putting green.
- But the player is *prohibited from improving the Conditions Affecting The Stroke* on the putting green (see Rule 8.1a).

Line of play= where you intend your ball to go after a stroke. It is not necessarily a straight line.



Before you putt, you or your caddie may:

- **Touch** the putting green to point out:
 - Where you should aim, or
 - How your putt will break.
- Do so **using**:
 - A hand,
 - A foot, or
 - Anything they are holding.
- **However, you or your caddie may NOT set any object down on or off the putting green, to help with aiming, even if it is removed before you putt.**





in association with



2023 Rules of Golf

While making a stroke:

- Your caddie **must not** deliberately stand in a location on or close to your Line of Play:
 - To help you, or
 - To do anything else to point out
 - Where you should aim, or
 - How your putt will break
- However, your caddie may **attend the flagstick** for you.





in association with



2023 Rules of Golf

Under Rule 14.1b the player's caddie is allowed to mark and lift the player's ball on the putting green any time the player is allowed to do so, without needing authorization.

- The caddie is allowed to replace the player's ball only if the caddie was the one who had lifted or moved the ball.



The Rules ***allow repair of almost any damage*** on the putting green:

- Without penalty, **you may repair damage** caused by:
 - people
 - animals
 - artificial objects
 - natural objects
- **Natural imperfections** must **NOT** be repaired
 - Weeds or mushrooms
- Repair must be done promptly.





in association with
USGA®

2023 Rules of Golf

Examples of **damage** you **may repair** are:

- Ball marks,
- Shoe damage (such as scrapes, indentations and spike marks)
- Scrapes and indentations caused by the flagstick or players' equipment
- Old hole plugs, turf plugs and sod seams
- Maintenance vehicle and maintenance tool damage
- Animal tracks and hoof indentations
- Indentations caused by embedded objects (such as acorns, stones, tees)
- But you may not repair aeration holes or grooves made from vertical mowing.***



3/30/2023



2022 - All Source material used from USGA Rules



101



in association with
USGA®

2023 Rules of Golf

Embedded Ball



2023 Rules of Golf

DIAGRAM 16.3a: WHEN A BALL IS EMBEDDED



Ball is embedded

Part of the ball (embedded in its own pitch-mark) is below the level of the ground.

← **Level of Ground**



Ball is embedded

Despite the fact that the ball is not touching the soil, part of the ball (embedded in its own pitch-mark) is below the level of the ground.



Ball is NOT embedded

Even though the ball is sitting down in the grass, relief is not available because no part of the ball is below the level of the ground.



Embedded Ball Concepts

- Relief only available in General Area but
- No relief for ball embedded in sand or sand in General Area not cut to fairway height or less.
- Must be embedded in own pitch-mark after a stroke (not drop)
- Must be embedded in the ground.
- Still entitled to lift to see if embedded but no need to announce to check to see if embedded
- Reference Point is right behind ball (but must be in the General Area) and Relief Area is 1 club-length



in association with



2023 Rules of Golf

Under **Rule 16.3**, relief allowed for a ball embedded **anywhere in the “general area”**.

- No relief for ball embedded in sand or sand in General Area not cut to fairway height or less. (Could be embedded on sand filled divot.)
- But a Committee may *adopt a Local Rule* restricting relief to a ball embedded in those parts of the general area cut to fairway height or less.
- In taking relief, the player will drop the original ball or a substituted ball within *one club-length* of (but not nearer the hole than) the *spot right behind where the ball was embedded*.



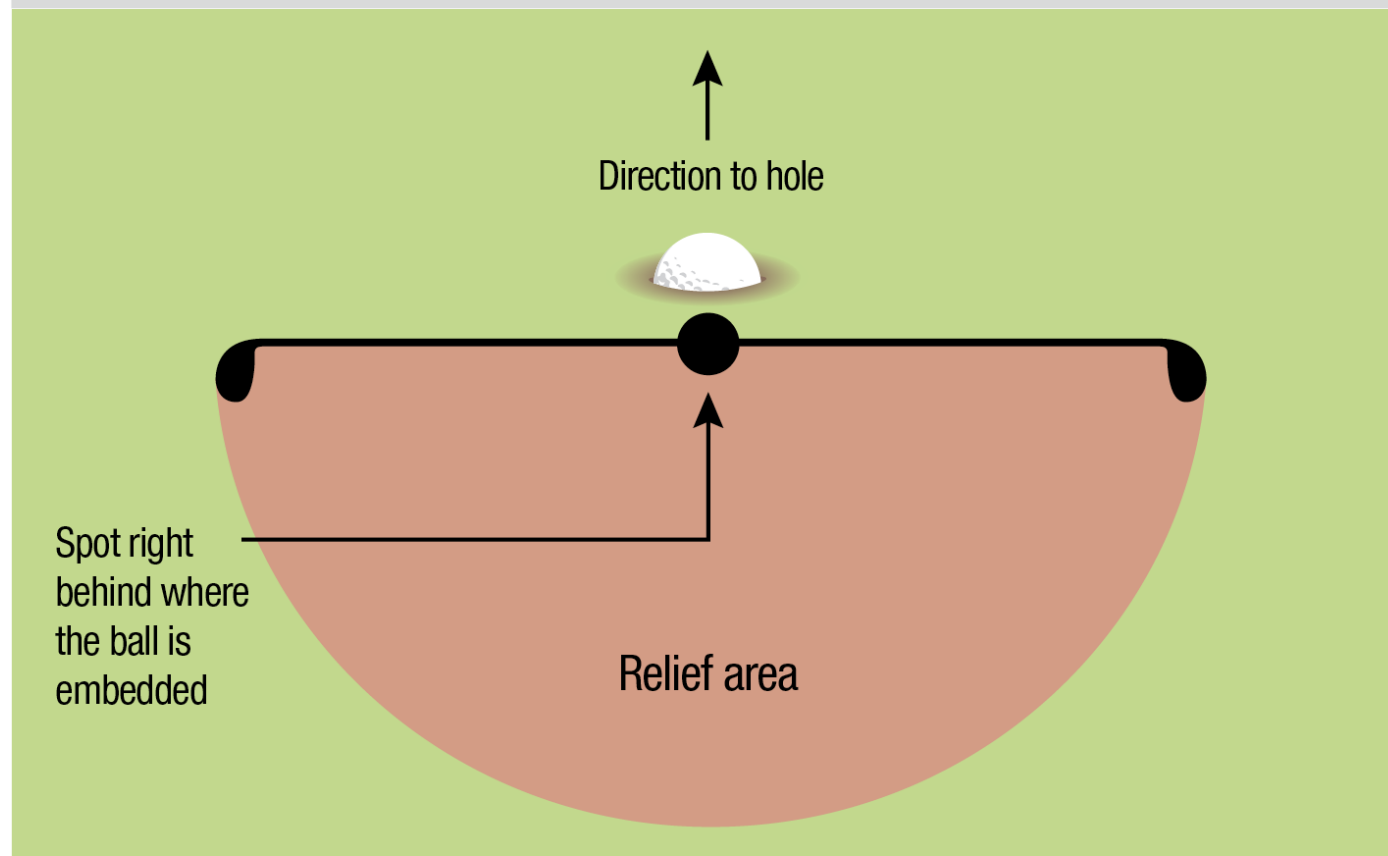
Relief for an Embedded Ball

2023 change:

When a player is allowed to take relief from a ball embedded in the general area, there are situations where the spot immediately behind where the ball is embedded is not in the general area.

When this occurs, the relief procedure **requires the player to find the nearest spot in the general area** that is not nearer the hole to the spot immediately behind where the ball embedded, and this spot becomes the reference point for establishing a relief area under Rule 16.3b... This procedure also applies when a ball is in bounds but embeds right next to out of bounds **or when it embeds in the wall or face right above a bunker. (New)**

DIAGRAM 16.3b: FREE RELIEF FOR EMBEDDED BALL





Questions



in association with



2023 Rules of Golf

Source material

- The Rules of Golf for 2023
- Clarifications to the Rules of Golf for 2023
- New Clarifications to the Rules of Golf, as of January 1, 2023